

TUUCI®

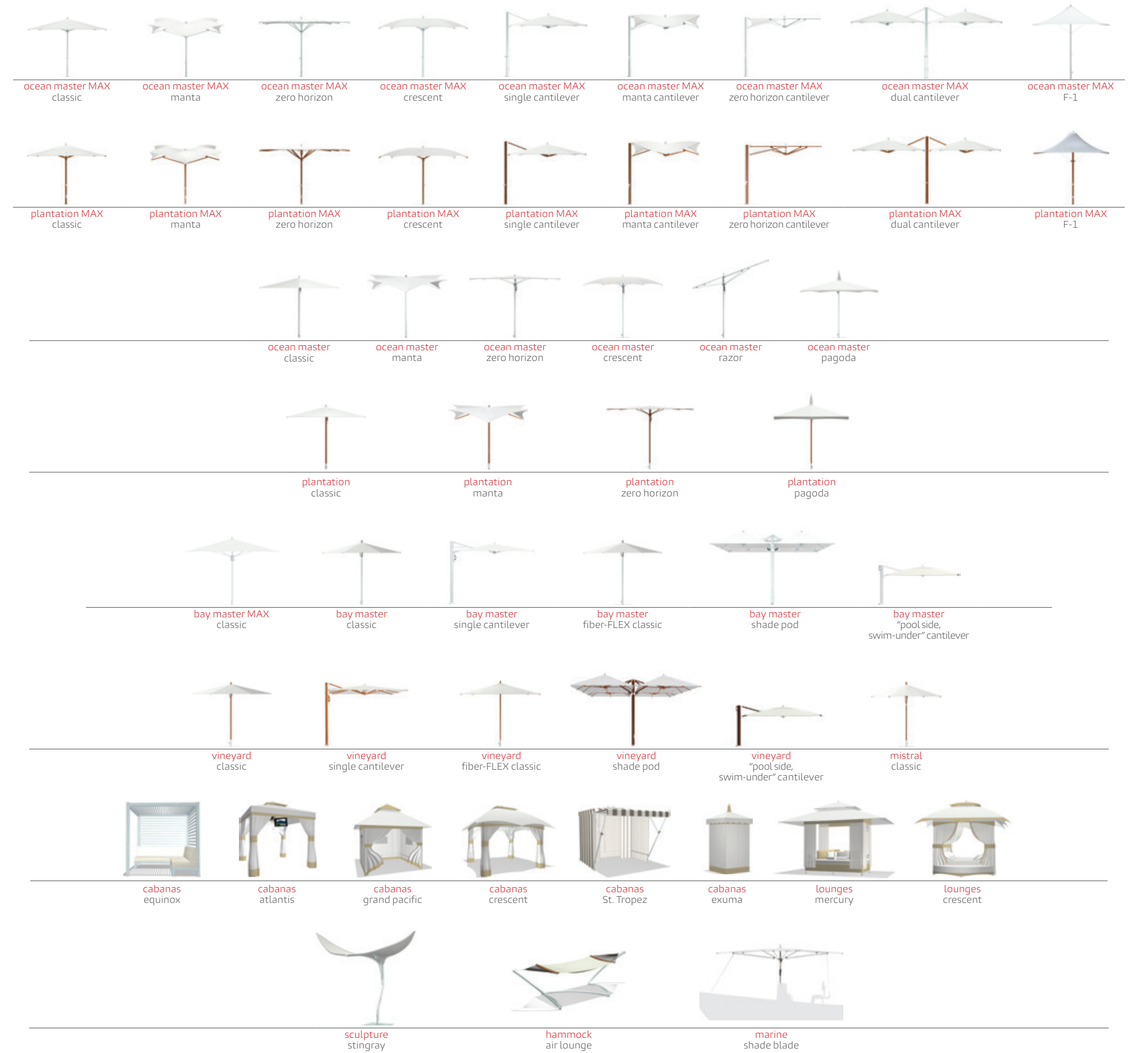


made in miami





tuuci shade index







Dear friends,

The oceans and the rugged terrain in between have always been my passion. In fact, nature in all its wondrous forms and raw beauty has inspired me through the years and brought me endless joy. So much so that I felt compelled to create TUUCI, a company completely dedicated to complementing the comfort and accessibility of these natural environments through shade architecture.

And now nearly twenty years later, TUUCI has flourished into an iconic brand known for innovative, stylish and functionally superior shade systems; systems that can endure the harshest wind-swept, sun-drenched and moisture-rich environments on the planet.

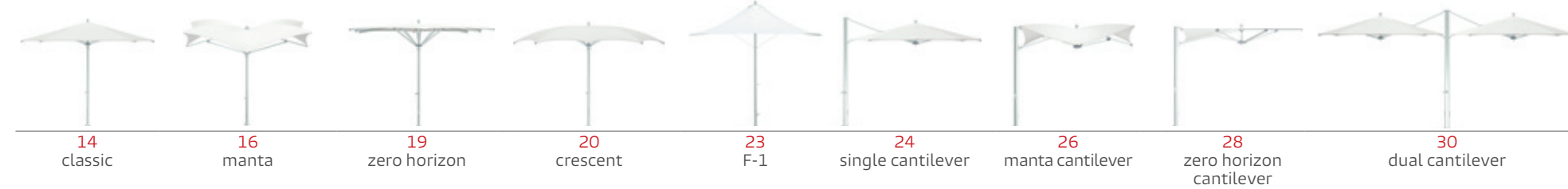
And yet, we are just beginning. Our simple journey is to complement the shade and ambiance that nature has provided. Inspirations from my life in and around the sea are reflected in every product we engineer. It's our intention to share natural comfort in its most basic form—a comfortable place in the shade.

Warmest Regards,

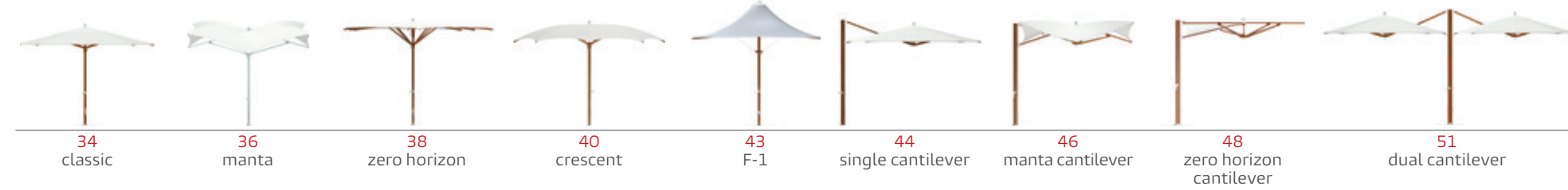
Dougan Clarke,
CEO and Chief Product Architect

premium parasols


ocean master MAX



plantation MAX



ocean master



plantation



essential parasols


bay master MAX

bay master



vineyard

mistral



cabanas & lounges

cabanas



lounges



sculpture / hammock / marine

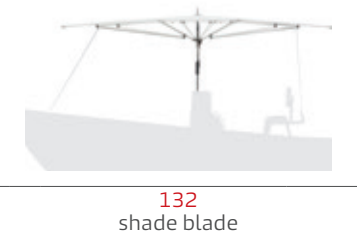
sculpture



hammock



marine



135 / shade advertising




136 / anchors



- 140 / accessories
- 142 / care & maintenance
- 144 / warranty
- 146 / efforts & affiliations
- 147 / getting greener
- 148 / contact
- 152 / team

ocean master MAX™ premium parasols

TUUCI's technology thrusts have yielded important advancements in counter-wind-force engineering found exclusively on the Ocean Master MAX collection. TUUCI's new "V-MAX™" Strut Design features a four-point profile which concentrates strength along the radial walls at precisely the positions where maximum wind-forces are applied. The "V-MAX™" struts' radically superior engineering reduces weight and provides a multi-faceted polished exterior for refined design appeal. Powder coat finish options include: textured bright white, sea shell white, ash grey, hammered bronze, espresso and jet black.



features:

- Polish Titanium Marine-Grade Finish
- V-MAX™ Reinforced Strut Design
- 5 / 15 Year Limited Warranty
- Precision Milled Aluminum Components
- Easy-Drive Crank / Telescoping and Marine Pulley Systems Available



ocean master MAX
premium parasols



classic

shapes & sizes



octagon
ft. / m.
9.0' / 2.75
11.0' / 3.4
13.0' / 4.0
15.0' / 4.5
17.0' / 5.2



square
ft. / m.
8.0' / 2.45
10.0' / 3.0
12.0' / 3.65
14.0' / 4.25
16.0' / 4.9



rectangle
ft. / m.
8' x 12' / 2.45 x 3.65
10' x 14' / 3.0 x 4.25
12' x 16' / 3.65 x 4.9



ocean master MAX
premium parasols



manta

shapes & sizes



square
ft. / m.
10.0' / 3.0
14.0' / 4.25





ocean master MAX
premium parasols



zero horizon

shapes & sizes



octagon
ft. / m.
12.0' / 3.65
16.0' / 4.9



square
ft. / m.
10.0' / 3.0
14.0' / 4.25

ocean master MAX
premium parasols



crescent

shapes & sizes



octagon
ft. / m.
14.0' / 4.25
16.0' / 4.9
18.0' / 5.5





ocean master **MAX**
premium parasols



F-1

shapes & sizes



octagon
ft. / m.
18.0' / 5.5



square
ft. / m.
13.0' / 4.0

ocean master MAX
premium parasols



single cantilever

shapes & sizes



octagon
ft. / m.
*9.0' / 2.75
*11.0' / 3.4
13.0' / 4.0



square
ft. / m.
*8.0' / 2.45
*10.0' / 3.0
13.0' / 4.0



rectangle
ft. / m.
*8'x12' / 2.45x3.65
10'x14' / 3.0x4.25

standard option



tilt option



*Multiple Angle Locking System
visit tuuci.com for details



ocean master MAX
premium parasols



manta cantilever

shapes & sizes



square
ft. / m.
10.0' / 3.0



ocean master MAX
premium parasols



zero horizon cantilever

shapes & sizes



square
ft. / m.
10.0' / 3.0



ocean master MAX
premium parasols




dual cantilever



shapes & sizes



dual - octagon
ft. / m.
9'0" x 18'0" / 2.75 x 5.4
*11'0" x 22'0" / 3.4 x 6.8
**13'0" x 26'0" / 4.0 x 8.0



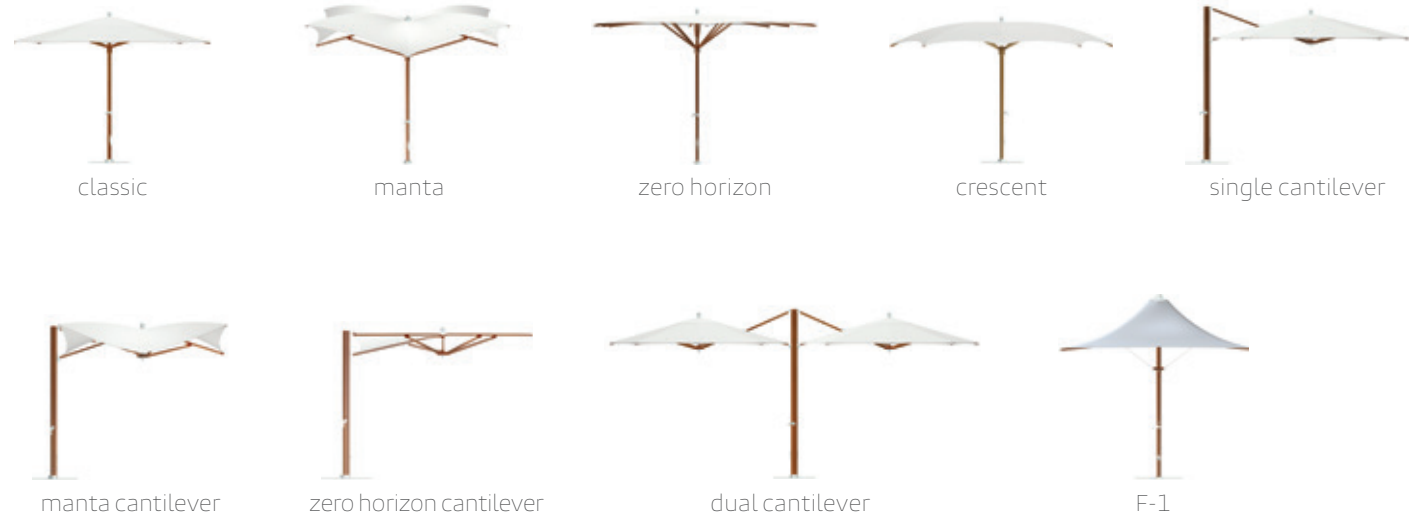
dual - square
ft. / m.
8'0" x 16'0" / 2.4 x 4.9
*10'0" x 20'0" / 3.0 x 6.0
**12'0" x 24'0" / 3.65 x 7.4
13' x 26.0 / 4.0 x 7.9



dual - rectangle
ft. / m.
*16' x 12' / 4.9 x 3.65
**20' x 14' / 6.0 x 4.25

plantation MAX™ premium parasols

Beauty and durability work together flawlessly in the Plantation MAX Collection. This collection exclusively offers a new, state-of-the-art hardwood finish, called aluma-TEAK™. Combined with TUUCI's Armor-Wall Aluminum™, aluma-TEAK™ conveys the gorgeous appearance of hardwood but with guaranteed resilience to all types of sea-side corrosion. With elegant and expansive coverage, the collection's old world charm lends an intoxicating ambiance that, thanks to its durable masts, will last for years to come.



features:

- aluma-TEAK™ State-of-the-Art Hardwood Finish
- Armor-Wall Aluminum™ Construction
- V-MAX Reinforced Strut Design
- Precision Milled Aluminum Components





classic

shapes & sizes



octagon

ft. / m.
9.0' / 2.75
11.0' / 3.4
13.0' / 4.0
15.0' / 4.5
17.0' / 5.2



square

ft. / m.
8.0' / 2.45
10.0' / 3.0
12.0' / 3.65
14.0' / 4.25
16.0' / 4.9



rectangle

ft. / m.
8'x12' / 2.45x3.65
10'x14' / 3.0x4.25
12'x16' / 3.65x4.9

finish options

aluma-TEAK finishes



natural



java



weathered





manta

shapes & sizes



square
ft. / m.
10.0' / 3.0
14.0' / 4.25

finish options

aluma-TEAK finishes



natural



java



weathered





zero horizon



shapes & sizes



octagon
ft. / m.
12.0' / 3.65
16.0' / 4.9



square
ft. / m.
10.0' / 3.0
14.0' / 4.25

finish options

aluma-TEAK finishes



natural



java



weathered



crescent

shapes & sizes



octagon
ft. / m.
14.0' / 4.25

finish options

aluma-TEAK finishes



natural



java



weathered





F-1

finish options

aluma-TEAK finishes



natural



java



weathered

shapes & sizes



octagon
ft. / m.
18.0' / 5.5



square
ft. / m.
13.0' / 4.0



single cantilever

shapes & sizes



octagon

ft. / m.

*9.0' / 2.75

*11.0' / 3.4

13.0' / 4.0



square

ft. / m.

*8.0' / 2.45

*10.0' / 3.0

12.0' / 3.65

13.0' / 4.0



rectangle

ft. / m.

*8' x 12' / 2.45 x 3.65

10' x 14' / 3.0 x 4.25

standard option



tilt option



*Multiple Angle Locking System
visit tuuci.com for details

finish options

aluma-TEAK finishes



natural



java



weathered





manta cantilever



shapes & sizes



square
ft. / m.
10.0' / 3.0

finish options

aluma-TEAK finishes



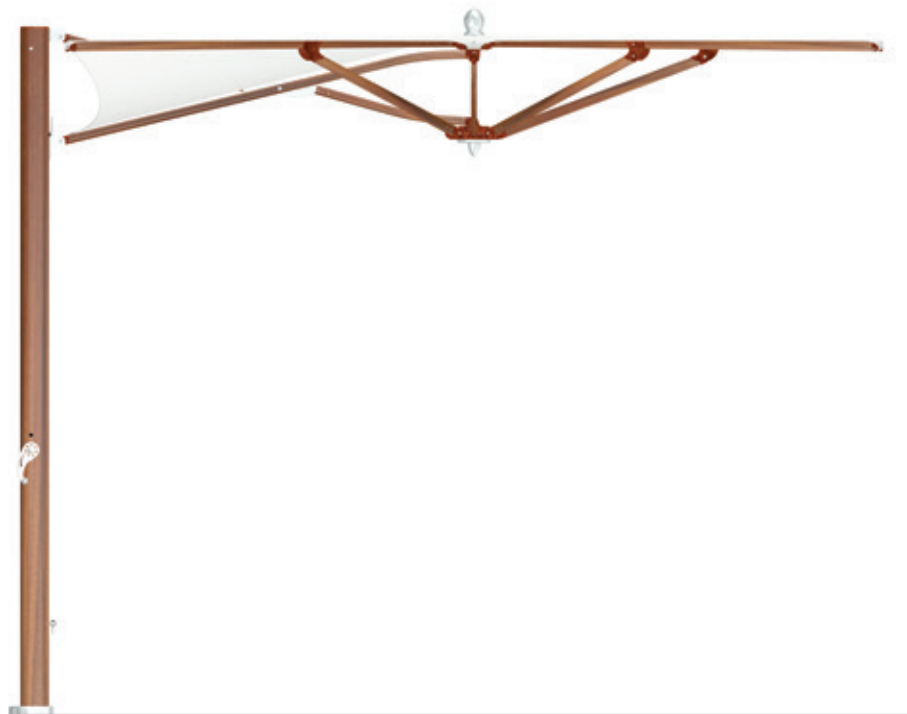
natural



java



weathered



zero horizon cantilever

shapes & sizes



square
ft. / m.
10.0' / 3.0

finish options

aluma-TEAK finishes



natural

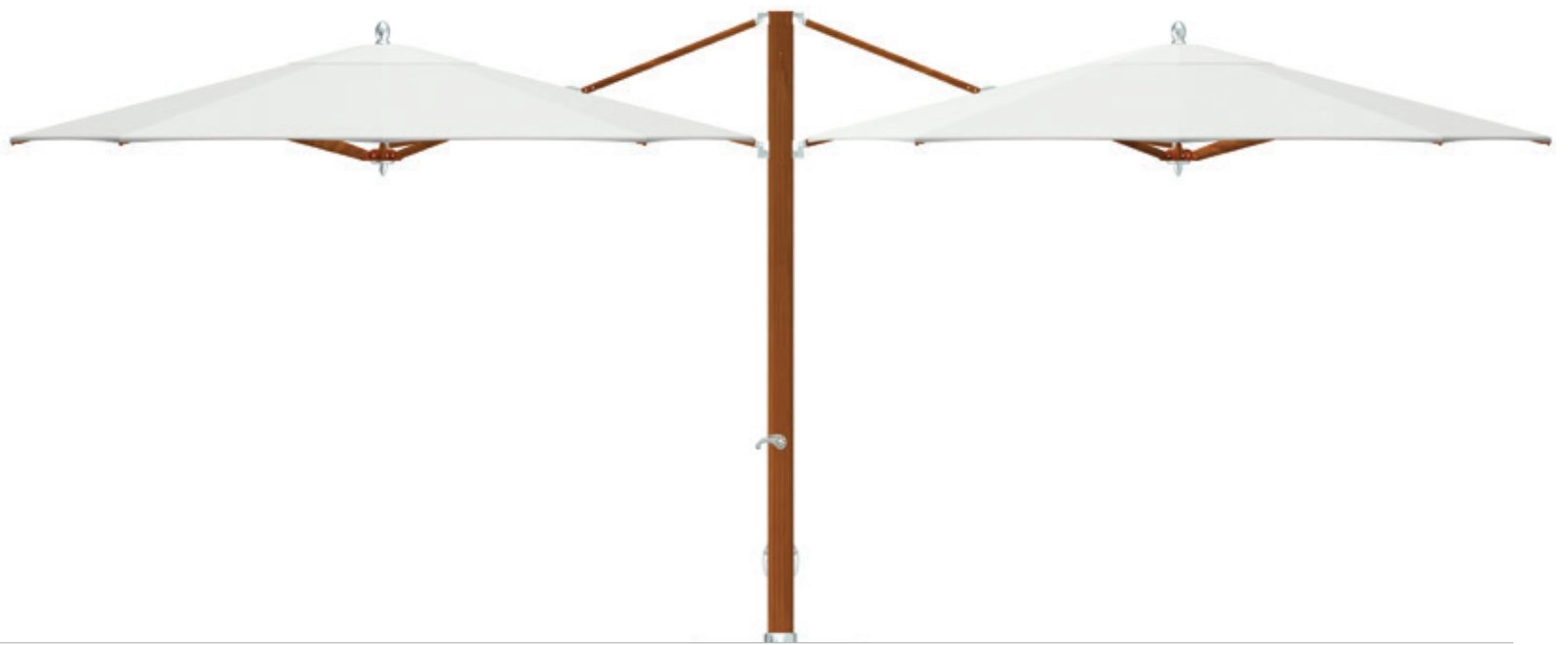


java



weathered





dual cantilever

finish options

aluma-TEAK finishes



natural



java




weathered



dual - octagon

ft. / m.

- 9.0' x 18.0' / 2.75 x 5.4
- *11.0' x 22.0' / 3.4 x 6.8
- **13.0' x 26.0' / 4.0 x 8.0



dual - square

ft. / m.

- 8.0' x 16.0' / 2.4 x 4.9
- *10.0' x 20.0' / 3.0 x 6.0
- **12.0' x 24.0' / 3.65 x 7.4
- **13' x 26.0 / 4.0 x 7.9

shapes & sizes



dual - rectangle

ft. / m.

- 16' x 12' / 4.9 x 3.65
- **20' x 14' / 6.0 x 4.25

ocean master™ premium parasols

The Ocean Master, TUUCI's flagship collection, is as innovative as it is stunning. An architectural triumph in shade engineering and design, it's constructed to withstand the harshest global environments. TUUCI's patented modular operating systems and marine-grade construction provide extreme durability, dependability and ease of use. Powder coat finish options include: textured bright white, sea shell white, ash grey, hammered bronze, espresso and jet black.



classic



manta



zero horizon



crescent



razor



pagoda

features:

Marine-Grade, Armor-Wall-Aluminum Construction

Stainless Steel Hardware Throughout

Reinforced-Strut Design

Solid Milled-Aluminum Finial Design



ocean master
premium parasols



classic

shapes & sizes



hexagon
ft. / m.
5.5' / 1.65
7.0' / 2.15
8.5' / 2.6
10.0' / 3.0
11.0' / 3.4



octagon
ft. / m.
5.0' / 1.5
6.0' / 1.8
7.5' / 2.25
9.0' / 2.75
10.5' / 3.2
11.5' / 3.6
autoscope
13.0' / 4.0



square
ft. / m.
4.5' / 1.35
5.5' / 1.65
6.5' / 2.0
7.5' / 2.25
8.5' / 2.6
autoscope
10.0' / 3.0



oval
ft. / m.
9'x11' / 2.75x3.4



rectangle
ft. / m.
5'x8' / 1.5x2.45
6'x9' / 1.8x2.75
autoscope
ft. / m.
8.0'x12.0' / 2.45x3.65





manta

shapes & sizes



- square
- ft. / m.
- 6.5' / 2.0
- 7.5' / 2.25
- 8.5' / 2.6
- autoscope
- 9.5' / 2.9

ocean master
premium parasols



zero horizon

shapes & sizes



octagon
ft. / m.
8.0' / 2.45
10.0' / 3.0
11.0' / 3.4
12.0' / 3.7



square
ft. / m.
6.5' / 2.0
7.5' / 2.25
8.5' / 2.6
autoscope
9.5' / 2.9





ocean master
premium parasols



crescent

shapes & sizes



hexagon
ft. / m.
8.0' / 2.4
10.0' / 3.0
12.0' / 3.7

ocean master
premium parasols



razor

shapes & sizes



octagon
ft. / m.
11.0' / 3.4



ocean master
premium parasols



pagoda

shapes & sizes



hexagon
ft. / m.
8.5' / 2.6
10.5' / 3.2



plantation premium parasols

Looks can be so beautifully deceiving. True, the Plantation Collection is reminiscent of a classic European market parasol from a bygone era. However, the highly durable aluminum frame is finished with aluma-TEAK™, a state-of-the-art process that is impervious to the elements and UV degradation. The result is a structure that has the warmth and tradition of hardwood, yet won't swell or rot and is completely resistant to salt and acid rain for years of durable service.



classic



manta



zero horizon



pagoda

features:

- aluma-TEAK™, State-of-the-Art Hardwood Finish
- Armor-Wall Aluminum™
- Radial Strength Walls
- Aluminum Reinforced Strut Joints





classic

shapes & sizes



hexagon
ft. / m.
5.5' / 1.65
7.0' / 2.15
8.5' / 2.6
10.0' / 3.0
11.0' / 3.4



octagon
ft. / m.
5.0' / 1.5
6.0' / 1.8
7.5' / 2.25
9.0' / 2.75
10.5' / 3.2
11.5' / 3.6
autoscope
13.0' / 4.0



square
ft. / m.
4.5' / 1.35
5.5' / 1.65
6.5' / 2.0
7.5' / 2.25
8.5' / 2.6
autoscope
10.0' / 3.0



oval
ft. / m.
9' x 11' / 2.75 x 3.4



rectangle
ft. / m.
5' x 8' / 1.5 x 2.45
6' x 9' / 1.8 x 2.75
autoscope
ft. / m.
8.0' x 12.0' / 2.45 x 3.65

finish options

aluma-TEAK finishes



natural



java



weathered



plantation
premium parasols



manta

shapes & sizes



square
ft. / m.
8.5' / 2.6
autoscope
9.5' / 2.9

finish options

aluma-TEAK finishes



natural



java



weathered





zero horizon

shapes & sizes



square
ft. / m.
8.5' / 2.6
autoscope
9.5' / 2.9



octagon
ft. / m.
10.0' / 3.0
11.0' / 3.4
12.0' / 3.7

finish options

aluma-TEAK finishes



natural



Java



weathered



plantation
premium parasols



pagoda

shapes & sizes



hexagon
ft. / m.
8.5' / 2.6
10' / 3.0

finish options

aluma-TEAK finishes



natural



java



weathered





bay master MAX™
essential parasols



classic

features:

- Easy grip handle for opening and closing
- Auto-lock deck mount
- Satin anodized finish aluminum

features:



octagon
ft. / m.
14" / 4.25



square
ft. / m.
10" / 3.0m
13" / 4.0m

shapes & sizes

bay master™ essential parasols

Similar to the Ocean Master in shade engineering and design, yet so very different. The unique deviation is a striking marine satin anodized center mast that consistently makes it another top choice for commercial markets and seaside resorts as well as private backyards and poolside settings. Built for years of uninterrupted use in the toughest conditions, its ease of use will amaze you almost as much as its beauty.



classic



single cantilever



fiber-FLEX classic



shade pod



"pool side,
swim-under" cantilever

features:

- Satin Anodized Components
- Patented Independent Bracket System
- Bay Master Square Struts Enhance Radial Strength
- Riveted Rib Joints for Added Strength
- Triton Polymer Finial





bay master
essential parasols



classic

shapes & sizes



hexagon
ft. / m.
7.0' / 2.15
8.5' / 2.6
10.0' / 3.0



octagon
ft. / m.
7.5' / 2.25
9.0' / 2.75
10.5' / 3.2



square
ft. / m.
5.5' / 1.65
6.5' / 2.0
7.5' / 2.25
8.5' / 2.6



rectangle
ft. / m.
6'x9' / 1.8x2.75



bay master
essential parasols



fiber-FLEX classic

shapes & sizes



hexagon
ft. / m.
7.0' / 2.15
8.5' / 2.6
10.0' / 3.0



octagon
ft. / m.
7.5' / 2.25
9.0' / 2.75
10.5' / 3.2



square
ft. / m.
5.5' / 1.65
6.5' / 2.0
7.5' / 2.25

bay master
essential parasols



single cantilever

shapes & sizes



octagon
ft. / m.
*9'0" / 2.75
*11'0" / 3.4



square
ft. / m.
*8'0" / 2.45
*10'0" / 3.0



rectangle
ft. / m.
*8'x12' / 2.45x3.65

standard option



tilt option




*Multiple Angle Locking System
visit tuuci.com for details





shade pod

shapes & sizes





bay master
essential parasols



“pool side, swim-under” cantilever

shapes & sizes



square
ft. / m.
8' / 2.45

vineyard essential parasols

TUUCI's state-of-the-art dura-TEAK wood-simulated fiberglass strut and mast system give the Vineyard Collection an authentic hardwood look while providing years of maintenance-free service. Classic European styling further defines this collection providing warm ambiance to any outdoor environment.



classic



single cantilever



fiber-FLEX classic



shade pod



"pool side,
swim-under" cantilever

features:

- TUUCI's exclusive dura-TEAK rigid fiberglass strut system
- Patented Independent Bracket System
- Riveted Rib Joints for Added Strength
- Copper Triton Polymer Finial





classic

mast material



shapes & sizes



hexagon
ft. / m.
7.0' / 2.15
8.5' / 2.6
10.0' / 3.0



octagon
ft. / m.
7.5' / 2.25
9.0' / 2.75
10.5' / 3.2



square
ft. / m.
5.5' / 1.65
6.5' / 2.0
7.5' / 2.25
8.5' / 2.6



rectangle
ft. / m.
6'x9' / 1.8x2.75



fiber-FLEX classic

mast material



hexagon
ft. / m.
7'0" / 2.15
8.5" / 2.6
10'0" / 3.0




octagon
ft. / m.
7.5" / 2.25
9.0" / 2.75
10.5" / 3.2



square
ft. / m.
5.5" / 1.65
6.5" / 2.0
7.5" / 2.25

shapes & sizes



single cantilever

shapes & sizes



octagon
ft. / m.
*9.0' / 2.75
*11.0' / 3.4



square
ft. / m.
*8.0' / 2.45
*10.0' / 3.0



rectangle
ft. / m.
*8'x12' / 2.45x3.65

standard option



tilt option



*Multiple Angle Locking System
visit tuuci.com for details

mast finish option

aluma-TEAK



natural









shade pod

mast finish options

- aluma-TEAK
- natural
- java
- weathered

shapes & sizes

			
1 canopy 8' sq. / 2.45m	2 canopies 8' x 16' / 2.45m x 4.88m	3 canopies 16' x 16' / 4.88m x 4.88m	4 canopies 16' sq. / 4.88m



"pool side, swim-under" cantilever

mast finish options

- aluma-TEAK
- natural
- java
- weathered

shapes & sizes



square
ft. / m.
8' / 2.45



mistral
essential parasols

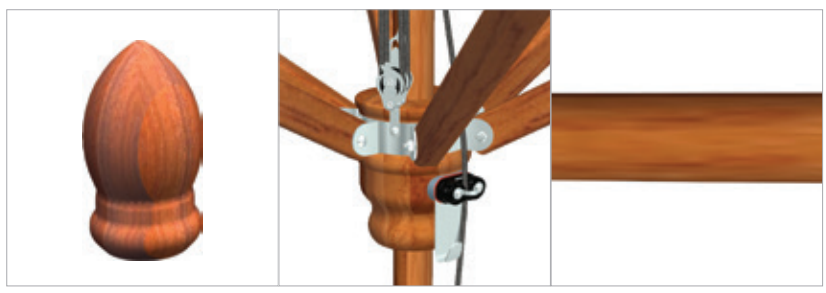


classic

features:

- Acorn Hardwood Finial
- Solid Hardwood Hub
- Premium Hardwood Mast Finish

features:



shapes & sizes



hexagon
ft. / m.
8.5' / 2.6
10.0' / 3.0



octagon
ft. / m.
7.5' / 2.25
9.0' / 2.75
11.5' / 3.6
13.0' / 4.0



square
ft. / m.
6.5' / 2.0
7.5' / 2.25
9.5' / 2.9

equinox cabanas

Equinox Cabana structures effortlessly transform any patio, poolside or outdoor landscape into open-air living rooms. The sleek modular design can be customized through lighting and music to walls and seating. The outdoors never felt more luxurious.



corner columns & trellis roof



corner columns & fabric water resistant roof



trellis roof & 3 trellis walls



trellis roof & back wall with 3 retractable curtains



trellis roof & 4 retractable curtains



trellis roof & 3 retractable roller blinds



trellis roof & wall with back bench



trellis roof & walls with L bench



2 water resistant fabric roof, 3 trellis walls, front & side full fabric curtains with back bench



2 trellis roofs, 4 trellis side walls front full fabric curtains with L bench

features:

- Luxurious outdoor space
- Deep seating benches
- Options for music and lighting; USB port (power source required)
- BlueTooth™ enabled controller for music option
- Satin, aluma-TEAK or powder coated finishes




cabanas



equinox

shapes & sizes



square
ft. / m.
8.0' / 2.45
10.0' / 3.0
12.0' / 3.7



Rectangle
ft. / m.
8' x 10' / 2.45 x 3.0
8' x 12' / 2.45 x 3.65
10' x 12' / 3.0 x 3.65

finish options

aluma-TEAK



natural



java



weathered

powder coat



textured bright white



sea shell white



ash grey



hammered bronze



espresso



jet black



cabanas

Relaxation has never been so beautiful. Built to perform in the worst of the elements, our exclusive permanent and semi-permanent cabanas/cabanas are available with either Armor-Wall™ aluminum or our exclusive dura-TEAK™ wood-grain polymer construction for a warm, inviting atmosphere. You can customize these private outdoor living rooms to include privacy panels, windows and lush drapes that add calm and mystique.



atlantis



grand pacific



crescent



st. tropez




maui



exuma

features:

Available with Armor-Wall™ Aluminum or our Exclusive dura-TEAK™ Wood-Grain Polymer Construction
Exclusive Permanent and Semi-Permanent Cabanas
Customize with Privacy Panels, Windows and Lush Drapes




cabanas



atlantis




shapes & sizes



square
ft. / m.
8.0' / 2.45
9.0' / 2.75
*10.0' / 3.0
*11.0' / 3.4

highwind struts included



rectangle
ft. / m.
*8' x 12' / 2.45 x 3.65

highwind struts included



accent curtains




full curtains



tensioned privacy wall

finish options

Armor-Wall



Aluminum

dura-TEAK



natural




cabanas



grand pacific

shapes & sizes



square
ft. / m.
12.0' / 3.7

side wall & curtain options



accent curtains



full curtains



tensioned privacy wall

cabanas



crescent

shapes & sizes



square
ft. / m.
11.0' / 3.4
13.0' / 4.0

side wall & curtain options



accent curtains



full curtains



tensioned privacy wall





cabanas



st. tropez

shapes & sizes



square
ft. / m.
10' x 12' / 3.0m x 3.65m



cabanas



exuma

finish option *shapes & sizes*



square
ft. / m.
4.0' / 1.2

lounges

When style, comfort and luxury are absolutely paramount, nothing compares to TUUCI's exclusive collection of lounges and sun beds. Each frame is expertly detailed with either Armor-Wall™ aluminum marine-grade alloy or our innovative dura-TEAK™ wood-grain polymer construction and is built with precision to withstand nature's tests, season after season, year after year. Privacy panels and drapes add a sense of peace and solitude and are complemented with a stylish line of high-quality cushions and bed coverings.



mercury



crescent

features:

Available with Either Armor-Wall™ Aluminum or our Exclusive dura-TEAK™ Wood-Grain Polymer Construction

Exclusive Permanent and Semi-Permanent Lounges

Privacy Panels, Windows and Lush Drapes

Stylish Line of High-Quality Cushions and Bed Coverings



lounges



mercury

shapes & sizes



rectangle

section	ft.	/	ft.	m.	/	m.
lounge	4.0'	x	7.5'	1.2	x	2.3
w/sunroof	4.0'	x	7.5'	1.2	x	2.3
w/canopy	4.0'	x	7.5'	7.25'	x	13.5'
				1.2	x	2.3
				2.2	x	4.1

canopy options



sunroof



canopy vector vent



side view





lounges



crescent

shapes & sizes

section	square		m.	
	ft.	ft.	ft.	m.
lounge	7.0' x 7.0'	11.0' x 11.0'	2.1 x 2.1	3.4 x 3.4
w/canopy				

canopy options



sunroof canopy vector vent

shade sculpture



stingray

features:

- Intricately Laced Marine Rigging
- Reinforced Fixed Frame Structure
- locking lever for 360 degree rotation

shapes & sizes



free form
ft. / m.
7'x10' / 2.1x3.0
9'x13' / 2.7x4.0

features:





hammock



air lounge


features:

- Stainless Hook and Link Adjustments
- Patented Spring Suspension System
- Anti-slide Shock Absorbing Pads



features

color options



shapes & sizes



section	ft.	/	m.
wave stand	5' x 14.0'	/	1.4 x 4.3
twin air lounge	4.0' x 7.0'	/	1.25 x 2.1

NOTE: Wave Stand and Oxygen Air Lounge are sold separately.

shade blade



marine



shade blade

features:

- Patented Independent Bracket Hub System
- Ballistic Reinforced/Screw Pocket Construction
- Marine Grade Aluminum Components

shapes & sizes



bow
ft.

- 5'x7' 6'x8' 7'x9'
- 5'x8' 6'x9' 7'x10'
- 5'x9' 6'x10' 7'x11'
- 5'x10' 6'x11'



rectangle
ft.

- 5'x7' 6'x8'
- 5'x8' 6'x9'
- 5'x9' 7'x9'

features





advertising & logos



Unlike disposable wire-frame umbrellas, TUUCI frames are built to last through multiple marketing campaigns over a period of years, not months, and are designed to quickly capture attention with the highest-quality printing available. Simply pick out the custom details you want, and at least 64 square feet of permanent advertising is yours to extend any eating space and set the perfect mood. Whatever you have in mind, we can do.

NOTE: Brand names displayed as examples.

shade anchors & accessories

The unsung hero of TUUCI shade structures is a solid foundation. From stainless steel to stone, TUUCI's Shade Anchors use only the toughest time-tested materials available to ensure a lifetime of use. Stainless steel flush mounts, galvanized steel and aluminum concrete filled shells are nearly indestructible and secure shade structures from small to large.

Although TUUCI shade equipment is rigorously tested and built to withstand incredible forces of nature, we do not recommend the use of any collapsible shade equipment in winds that exceed 25 MPH. The size of your TUUCI parasol, and installation location will greatly influence the amount of base weight required for safe operation. Please consult an authorized TUUCI dealer or factory representative directly for recommendations.

TUUCI can only warranty products which are properly secured to an adequate base or other wind security device. Our warranty specifically excludes damage caused to shade equipment as a result of improper anchoring, severe acts of nature including any damage which is caused by contact with a foreign object (including the ground).

Quick find-a-base legend

● for use with
Center Post Parasols
for mast diameters:
1½" 1¾" 2" 2¼" inches
38 44 50 57 mm











● for use with
Center Post MAX Parasols
for mast diameters:
2¼" 2½" inches
60 73 mm

● for use with
Cantilever Parasols
for ALL cantilevers mast styles

for use with
Shade Pod
for ALL shade pod mast styles

● for use with
Stingray Shade Sculpture
*minimum 600 lbs anchor required or in-ground installation required.
for mast diameters:
2½" inches
60 mm





finishes for aluma-crete bases

	silver
Powder Coat	
	textured bright white
	sea shell white
	hammered bronze
	espresso
	jet black
	ash grey
aluma-TEAK	
	natural
	java
	weathered

Bases Finishes / Powder Coat Options for aluma-crete Bases




g-plate square anchors galvanized steel with stainless steel security stem

 <p>g-plate square</p> <table border="0"> <tr> <td>lbs. /</td> <td>kgs.</td> <td>in. /</td> <td>cm.</td> </tr> <tr> <td>90 /</td> <td>42</td> <td>24 /</td> <td>61</td> </tr> <tr> <td>135 /</td> <td>63</td> <td>30 /</td> <td>76</td> </tr> <tr> <td>200 /</td> <td>90</td> <td>36 /</td> <td>91</td> </tr> </table> <p>● ○ ○ ○ ○</p>	lbs. /	kgs.	in. /	cm.	90 /	42	24 /	61	135 /	63	30 /	76	200 /	90	36 /	91	 <p>g-MAX plate square</p> <table border="0"> <tr> <td>lbs. /</td> <td>kgs.</td> <td>in. /</td> <td>cm.</td> </tr> <tr> <td>200 /</td> <td>90</td> <td>36 /</td> <td>91</td> </tr> </table> <p>○ ● ○ ○ ○</p>	lbs. /	kgs.	in. /	cm.	200 /	90	36 /	91	 <p>g-MAX plate square double-stack combo</p> <table border="0"> <tr> <td>lbs. /</td> <td>kgs.</td> <td>in. /</td> <td>cm.</td> </tr> <tr> <td>270 /</td> <td>126</td> <td>30+30 /</td> <td>76+76</td> </tr> <tr> <td>335 /</td> <td>152</td> <td>36+30 /</td> <td>91+76</td> </tr> <tr> <td>400 /</td> <td>180</td> <td>36+36 /</td> <td>91+91</td> </tr> </table> <p>○ ● ● ○ ○</p>	lbs. /	kgs.	in. /	cm.	270 /	126	30+30 /	76+76	335 /	152	36+30 /	91+76	400 /	180	36+36 /	91+91	 <p>g-MAX plate square triple-stack combo</p> <table border="0"> <tr> <td>lbs. /</td> <td>kgs.</td> <td>in. /</td> <td>cm.</td> </tr> <tr> <td>535 /</td> <td>243</td> <td>36+36+30 /</td> <td>91+91+76</td> </tr> <tr> <td>600 /</td> <td>270</td> <td>36+36+36 /</td> <td>91+91+91</td> </tr> </table> <p>○ ● ● ● ○</p>	lbs. /	kgs.	in. /	cm.	535 /	243	36+36+30 /	91+91+76	600 /	270	36+36+36 /	91+91+91
lbs. /	kgs.	in. /	cm.																																																				
90 /	42	24 /	61																																																				
135 /	63	30 /	76																																																				
200 /	90	36 /	91																																																				
lbs. /	kgs.	in. /	cm.																																																				
200 /	90	36 /	91																																																				
lbs. /	kgs.	in. /	cm.																																																				
270 /	126	30+30 /	76+76																																																				
335 /	152	36+30 /	91+76																																																				
400 /	180	36+36 /	91+91																																																				
lbs. /	kgs.	in. /	cm.																																																				
535 /	243	36+36+30 /	91+91+76																																																				
600 /	270	36+36+36 /	91+91+91																																																				




Stainless steel stem ships with Ocean Master MAX, Cantilever MAX, Plantation MAX, Shade Pod or Stingray and not with Shade Anchor. Tolerances +- 10 lbs

g-plate round anchors galvanized with stainless steel security sleeve

 <p>g-plate circular</p> <table border="0"> <tr> <td>lbs. /</td> <td>kgs.</td> <td>in. /</td> <td>cm.</td> </tr> <tr> <td>45 /</td> <td>20</td> <td>18 /</td> <td>46</td> </tr> <tr> <td>75 /</td> <td>35</td> <td>24 /</td> <td>61</td> </tr> <tr> <td>105 /</td> <td>50</td> <td>30 /</td> <td>76</td> </tr> </table> <p>● ○ ○ ○ ○</p>	lbs. /	kgs.	in. /	cm.	45 /	20	18 /	46	75 /	35	24 /	61	105 /	50	30 /	76	 <p>g-plate circular double-stack combo</p> <table border="0"> <tr> <td>lbs. /</td> <td>kgs.</td> <td>in. /</td> <td>cm.</td> </tr> <tr> <td>120 /</td> <td>55</td> <td>24+18 /</td> <td>66+26</td> </tr> <tr> <td>150 /</td> <td>70</td> <td>30+18 /</td> <td>66+46</td> </tr> <tr> <td>180 /</td> <td>83</td> <td>30+24 /</td> <td>76+66</td> </tr> <tr> <td>210 /</td> <td>96</td> <td>30+30 /</td> <td>76+76</td> </tr> </table> <p>● ○ ○ ○ ○</p>	lbs. /	kgs.	in. /	cm.	120 /	55	24+18 /	66+26	150 /	70	30+18 /	66+46	180 /	83	30+24 /	76+66	210 /	96	30+30 /	76+76
lbs. /	kgs.	in. /	cm.																																		
45 /	20	18 /	46																																		
75 /	35	24 /	61																																		
105 /	50	30 /	76																																		
lbs. /	kgs.	in. /	cm.																																		
120 /	55	24+18 /	66+26																																		
150 /	70	30+18 /	66+46																																		
180 /	83	30+24 /	76+66																																		
210 /	96	30+30 /	76+76																																		






Tolerances +- 10 lbs

aluma-crete cube anchors galvanized steel frame, stone paver with stainless steel security stem

 <p>FULL aluma-crete cube anchor</p> <table border="0"> <tr> <td>lbs. /</td> <td>kgs.</td> <td>in. /</td> <td>cm.</td> </tr> <tr> <td>570 /</td> <td>259</td> <td>45 /</td> <td>114</td> </tr> <tr> <td>700 /</td> <td>318</td> <td>45 /</td> <td>114</td> </tr> <tr> <td>960 /</td> <td>436</td> <td>45 /</td> <td>114</td> </tr> </table> <p>○ ● ● ○ ○</p>	lbs. /	kgs.	in. /	cm.	570 /	259	45 /	114	700 /	318	45 /	114	960 /	436	45 /	114	 <p>HALF aluma-crete cube anchor</p> <table border="0"> <tr> <td>lbs. /</td> <td>kgs.</td> <td>in. /</td> <td>cm.</td> </tr> <tr> <td>515 /</td> <td>235</td> <td>45 x 26 /</td> <td>114 x 66</td> </tr> <tr> <td>650 /</td> <td>298</td> <td>45 x 26 /</td> <td>114 x 66</td> </tr> </table> <p>○ ○ ● ○ ○</p>	lbs. /	kgs.	in. /	cm.	515 /	235	45 x 26 /	114 x 66	650 /	298	45 x 26 /	114 x 66	 <p>HALF aluma-crete cube anchor (with aluma-TEAK)</p> <table border="0"> <tr> <td>lbs. /</td> <td>kgs.</td> <td>in. /</td> <td>cm.</td> </tr> <tr> <td>515 /</td> <td>235</td> <td>45 x 26 /</td> <td>114 x 66</td> </tr> <tr> <td>650 /</td> <td>298</td> <td>45 x 26 /</td> <td>114 x 66</td> </tr> </table> <p>○ ○ ● ○ ○</p>	lbs. /	kgs.	in. /	cm.	515 /	235	45 x 26 /	114 x 66	650 /	298	45 x 26 /	114 x 66
lbs. /	kgs.	in. /	cm.																																							
570 /	259	45 /	114																																							
700 /	318	45 /	114																																							
960 /	436	45 /	114																																							
lbs. /	kgs.	in. /	cm.																																							
515 /	235	45 x 26 /	114 x 66																																							
650 /	298	45 x 26 /	114 x 66																																							
lbs. /	kgs.	in. /	cm.																																							
515 /	235	45 x 26 /	114 x 66																																							
650 /	298	45 x 26 /	114 x 66																																							

Stingray requires minimum 600 Lbs of base weight. Stainless steel stem ships with Ocean Master MAX, Cantilever MAX, Plantation MAX, Shade Pod or Stingray and not with Shade Anchor. Tolerances +- 10 lbs



aluma-crete round anchors concrete-filled with stainless steel security sleeve or stem

 <p>aluma-crete</p> <table border="0"> <tr> <td>lbs. /</td> <td>kgs.</td> <td>in. /</td> <td>cm.</td> </tr> <tr> <td>65 /</td> <td>30</td> <td>20 /</td> <td>51</td> </tr> <tr> <td>95 /</td> <td>44</td> <td>24 /</td> <td>61</td> </tr> <tr> <td>150 /</td> <td>70</td> <td>28 /</td> <td>71</td> </tr> </table> <p>● ○ ○ ○ ○</p>	lbs. /	kgs.	in. /	cm.	65 /	30	20 /	51	95 /	44	24 /	61	150 /	70	28 /	71	 <p>aluma-crete with tuff-wheels</p> <table border="0"> <tr> <td>lbs. /</td> <td>kgs.</td> <td>in. /</td> <td>cm.</td> </tr> <tr> <td>65 /</td> <td>30</td> <td>20 /</td> <td>51</td> </tr> <tr> <td>95 /</td> <td>44</td> <td>24 /</td> <td>61</td> </tr> <tr> <td>150 /</td> <td>70</td> <td>28 /</td> <td>71</td> </tr> </table> <p>● ○ ○ ○ ○</p>	lbs. /	kgs.	in. /	cm.	65 /	30	20 /	51	95 /	44	24 /	61	150 /	70	28 /	71	 <p>aluma-crete with aluma-TEAK finish</p> <table border="0"> <tr> <td>lbs. /</td> <td>kgs.</td> <td>in. /</td> <td>cm.</td> </tr> <tr> <td>65 /</td> <td>30</td> <td>20 /</td> <td>51</td> </tr> <tr> <td>95 /</td> <td>44</td> <td>24 /</td> <td>61</td> </tr> <tr> <td>150 /</td> <td>70</td> <td>28 /</td> <td>71</td> </tr> </table> <p>● ○ ○ ○ ○</p>	lbs. /	kgs.	in. /	cm.	65 /	30	20 /	51	95 /	44	24 /	61	150 /	70	28 /	71	 <p>aluma-crete with lift handles</p> <table border="0"> <tr> <td>lbs. /</td> <td>kgs.</td> <td>in. /</td> <td>cm.</td> </tr> <tr> <td>200 /</td> <td>92</td> <td>30 /</td> <td>76</td> </tr> <tr> <td>250 /</td> <td>133</td> <td>33 /</td> <td>84</td> </tr> </table> <p>● ○ ○ ○ ○</p>	lbs. /	kgs.	in. /	cm.	200 /	92	30 /	76	250 /	133	33 /	84	 <p>aluma-crete MAX with lift handles</p> <table border="0"> <tr> <td>lbs. /</td> <td>kgs.</td> <td>in. /</td> <td>cm.</td> </tr> <tr> <td>200 /</td> <td>92</td> <td>30 /</td> <td>76</td> </tr> <tr> <td>250 /</td> <td>133</td> <td>33 /</td> <td>84</td> </tr> </table> <p>○ ● ○ ○ ○</p>	lbs. /	kgs.	in. /	cm.	200 /	92	30 /	76	250 /	133	33 /	84
lbs. /	kgs.	in. /	cm.																																																																									
65 /	30	20 /	51																																																																									
95 /	44	24 /	61																																																																									
150 /	70	28 /	71																																																																									
lbs. /	kgs.	in. /	cm.																																																																									
65 /	30	20 /	51																																																																									
95 /	44	24 /	61																																																																									
150 /	70	28 /	71																																																																									
lbs. /	kgs.	in. /	cm.																																																																									
65 /	30	20 /	51																																																																									
95 /	44	24 /	61																																																																									
150 /	70	28 /	71																																																																									
lbs. /	kgs.	in. /	cm.																																																																									
200 /	92	30 /	76																																																																									
250 /	133	33 /	84																																																																									
lbs. /	kgs.	in. /	cm.																																																																									
200 /	92	30 /	76																																																																									
250 /	133	33 /	84																																																																									

Above shade anchors for use with Ocean Master, Bay Master, Plantation, Mistral, Vineyard and TUUCI Cabanas. * Aluma-crete bases are not to be used for MAX Cantilevers or Shade Pod (Cantilever and Shade Pod require minimum 400 lbs of base weight). Anchor Stem sizes (for mast diameters): 1.50" / 1.75" / 2.00" / 2.25" / 2.50". Tolerances +- 10 lbs

max anchors for fixed mounting

 <p>stainless steel MAX security stem</p> <p>○ ● ● ○ ○</p>	 <p>stainless steel, concrete pad mount <small>for use with an existing reinforced concrete pad</small></p> <p>○ ● ● ● ○</p>	 <p>stainless steel in-ground security mount</p> <p>○ ● ● ● ○</p>	 <p>stainless steel MAX flush mount</p> <p>○ ● ○ ○ ○</p>
--	--	---	--

 <p>aluma-crete with aluma-TEAK Java finish</p> <table border="0"> <tr> <td>lbs. /</td> <td>kgs.</td> <td>in. /</td> <td>cm.</td> </tr> <tr> <td>200 /</td> <td>90</td> <td>30 /</td> <td>76</td> </tr> <tr> <td>250 /</td> <td>115</td> <td>33 /</td> <td>84</td> </tr> </table> <p>● ○ ○ ○ ○</p>	lbs. /	kgs.	in. /	cm.	200 /	90	30 /	76	250 /	115	33 /	84	 <p>aluma-crete with aluma-TEAK Weathered finish</p> <table border="0"> <tr> <td>lbs. /</td> <td>kgs.</td> <td>in. /</td> <td>cm.</td> </tr> <tr> <td>200 /</td> <td>90</td> <td>30 /</td> <td>76</td> </tr> <tr> <td>250 /</td> <td>115</td> <td>33 /</td> <td>84</td> </tr> </table> <p>● ○ ○ ○ ○</p>	lbs. /	kgs.	in. /	cm.	200 /	90	30 /	76	250 /	115	33 /	84
lbs. /	kgs.	in. /	cm.																						
200 /	90	30 /	76																						
250 /	115	33 /	84																						
lbs. /	kgs.	in. /	cm.																						
200 /	90	30 /	76																						
250 /	115	33 /	84																						

Stainless steel stem ships with Ocean Master MAX, Cantilever MAX, Plantation MAX, Shade Pod or Stingray and not with Shade Anchor. * Aluma-crete Bases are not to be used for Ocean Master MAX Cantilever (Cantilever requires minimum 400Lbs of base weight). Anchor Stem sizes (for mast diameters): 1.50" / 1.75" / 2.00" / 2.25" / 2.50". Tolerances +- 10 lbs


Quick find-a-base legend

- for use with Center Post Parasols
for mast diameters:
1½" 1¾" 2" 2¼" inches
38 44 50 57 mm
- for use with Center Post MAX Parasols
for mast diameters:
2¾" 2¾" inches
60 73 mm
- for use with Cantilever Parasols / Shade Pod
for ALL cantilevers mast styles
- for use with Stingray Shade Sculpture
for mast diameters:
2¾" inches
60 mm

shade anchors (continued)



stainless steel flush mount with concrete cylinder (for pavers or beach use)
**11.5" x 11.5" concrete cylinder



stainless steel flush in-ground mounts
**6.0" and flush mount with extension sleeve



adjustable aluminum extension sleeve with hitch pin



deck mount
for mast diameters:
1½" 1¾" 2" 2¼" inches
38 44 50 57 mm



deck mount with auto cam lock
for mast diameters:
1½" 1¾" 2" 2¼" inches
38 44 50 57 mm



shade anchor accessories



aluminum sand anchor w/ stainless steel hitch pin



sand spike
for beach use



stainless steel tuff wheel independent assembly
for use with all thunderstone and steel tuuci bases



stainless steel g-plate with tuff wheels
for use with square g-plates only




parasol accessories



parasol gutter
for joining multiple umbrellas together


ocean master MAX accessories heating & lighting systems



heating system

Adjustable infra-red heaters pivot to efficiently and directly warm objects below the canopy, not the surrounding air. Attached to the frame support struts, the heaters require the companion lighting system with which they share a power supply.

Electrical lines are concealed within the mast. The UL-approved heating system features a micro-switch that automatically turns power off when the umbrella frame is closed.



lighting system

Attached to the mast just above the hub, four individual lights rotate 330 degrees and pivot up to a 90-degree angle, creating the option of shining onto objects below for high visibility or up into the canopy for diffused lighting and maximum ambiance.

Electrical lines are concealed within the mast and the lights automatically power off when the umbrella frame is closed.

protective covers



protective covers

Made with a waterproof fabric, the neutral gray protector cover features the TUUCI logo. The cover closes with a cinch rope at the bottom and features a side zipper with an extended handle for easy operation.

A folding extension pole helps lift the cover over the umbrella, making installation and removal easy. Sizes are available for most TUUCI parasols. Made to order Sunbrella Marine protector covers are available for all parasols.

cabana & lounge accessories ceiling fan / lighting bracket / tv bracket / junction box



lighting mount bracket

Providing the option of installing lighting of your choice, an electrical line can be pre installed for 120V operation.

A gray polymer housing is located under the bottom of the center pole beneath the hub.

The electrical wire passes up through the center pole, across the ribs to a corner pole with 6 feet of extra wiring to attach to an external electrical source. Lights NOT included.



tv mount bracket

For the ultimate in outdoor leisure, a black universal bracket holds flat screens from 17" to 42". Mounted on a back corner of the cabana, the stationary bracket does not swivel.

Your television can be connected via an extension cord or a TUUCI junction box. TV NOT included.



pre-wired junction box

With two plugs supporting 120V, 15 AMP, single-phase operation, the waterproof gray metal junction box closes when items are unplugged.

An electrical wire runs through the frame to connect to an external power source.

Pre-wired junction box NOT included.

frames

TUUCI frames are constructed from durable, marine-grade, weather resistant materials including: fiberglass, armor-wall aluminum, dura-TEAK composites, aluma-TEAK aluminum and sustainable hardwood. All fasteners (nuts, bolts, pulleys, cam cleats, etc.) are marine-grade stainless steel and will withstand the most corrosive environments. Proper care and maintenance is important to extend the serviceable life of all TUUCI products. Fresh water rinses once a week will enhance the life and long lasting beauty of your TUUCI shade equipment. Weekly inspection of your TUUCI product is recommended. Loose screws should be tightened and any broken components replaced immediately to avoid further damage to your product. TUUCI Parts can be purchased at parts@tuuci.com.

Prior to opening, ensure that the shade product is properly secured to an adequate shade anchor, using the locking system intended for the specific product (star knob, hitch pin or cam lock).

When opening a TUUCI parasol, separate each rib 6 inches from the center post, before raising the hub. Do not force hub if it does not rise easily. When closing the parasol, pull the fabric out from between the struts to avoid pinching or damaging the TUFF-SKIN canopy membrane.

Although many TUUCI frames have been tested for structural integrity in winds exceeding 50 MPH, it is always recommended that caution and common sense be applied in extreme wind and weather conditions. TUUCI recommends that all collapsible shade equipment be closed in wind conditions which exceed 25 MPH. Stability of TUUCI shade products in heavy wind and severe weather conditions is directly related to the size, weight and security of the shade anchor. Please use reasonable and cautious judgment when determining when the parasol should be closed.

shade anchors

ALWAYS BE SURE THAT PARASOL CENTER POLE IS FIRMLY ATTACHED TO BASE BEFORE OPENING PARASOL. Clean above ground parasol bases regularly to maintain appearance. To clean, gently wash with soap and water using a non-abrasive cloth or pad. Check three bolts in base plate regularly to ensure that they remain fully tightened. Inspect weekly if parasol bases are moved on a regular basis.

Do not roll aluma-crete (Aluminum Shell, Concrete Filled) bases on their side as damage to shell or finish can occur. Touch up bases with exterior paint as needed. Touch up can be ordered from the TUUCI parts department (parts@tuuci.com). Wheeled parasol bases are intended for use on even surfaces. Move bases slowly and with caution on uneven surfaces. Do not use on stairways or over distances which exceed 50 feet, as damage to welded wheel tray may occur.

tuff-skin canopies, curtains & tensioned fabric walls

TUUCI's TUFF-SKIN parasol canopies employ the most durable and state of the art marine fabrics and thread including (but not limited to: Sunbrella Marine and Awning Fabrics, Weathermax, Ferrari Fabrics, Dickson Acrylic Fabrics, Weblon, Regatta, Gortex and other proven high-performance, UV stable materials). TUUCI TUFF-SKINS should be cleaned regularly before dirt is allowed to accumulate and become embedded in the fabric. The fabric canopy can be cleaned without being removed from the frame. Simply brush off any loose dirt or particles; hose down and clean with a mild soap in lukewarm water (no more than 100° F.) Rinse thoroughly to remove soap. Allow fabric to air dry. Do not use heavy detergents.

For stubborn stains, clean with a mild soap and add one cup of bleach to a gallon of water, scrub vigorously with a soft bristle brush, sponge or clean towel. Allow fabric to air dry. This method of

cleaning may remove part of the water repellency. If water repellency is a factor, the fabric should receive an application of an air-curing water repellent treatment (such as SM fabric guard).

Sunbrella® may be machine washed but a water repellent treatment must be applied to the fabric after washing to reestablish water repellency. Sunbrella® is made from 100% acrylic fiber and is thermoplastic or heat sensitive. When washing or cleaning, DO NOT SUBJECT TO EXCESSIVE HEAT as the fabric will shrink. DO NOT STEAM PRESS OR DRY IN ELECTRIC OR GAS DRYERS, but allow air to dry. In cases where the parasol is taken down and stored during the winter season, the TUFF-SKIN canopy should be cleaned, allowed to air dry, and stored in a dry, well ventilated area. A TUUCI Protective Cover should be used at all times when umbrella is not in use to ensure the longest serviceable life.



warranty parasol / cabana / lounge / shade anchor

Product

TUUCI constructs its shade structures with the finest marine-grade materials available. We test our products in extreme weather environments to ensure stability, durability and years of worry-free service. In addition, TUUCI personnel carefully follow specific quality control procedures and inspect each product to ensure freedom from any type of manufacturing defect. Our goal is to produce shade platforms that will exceed your expectations and provide a shade experience like no other in the world. The warranty protection listed below covers manufacturing defects only.

Although all TUUCI marine-grade shade equipment is rigorously tested to withstand incredible forces of nature, TUUCI does not recommend or warranty the deployment or use of any collapsible shade equipment in wind conditions which exceed 25 MPH (45 MPH for the MAX F-1). TUUCI will only warranty products which are properly secured to an adequate base or anchoring system. Furthermore, TUUCI will not cover any damage to a shade or base device which occurs as a result of contact with the ground or any other foreign object including damage which occurs as a result of sudden and severe weather events or other extreme acts of nature. In general, TUUCI recommends that all collapsible shade products be securely closed when not in use.

TUUCI can recommend specific base weight and anchoring systems for specific parasol styles, shapes and sizes, however, TUUCI will only warrant the safe, sensible and reasonable operation of our shade structures within the recommended deployment guidelines. Please contact TUUCI directly if requesting shade devices and anchoring systems which can be warranted in sustained wind conditions which exceed 25 MPH. The following specific time periods and limitations apply to the product indicated:

15 Year Warranty

OCEANMASTER™, OCEAN MASTER and PLANTATION MAX™ (Classic, Cantilever and F-1) center mast, cantilever mast, top and bottom hubs and stainless steel hardware only. If warrantable damage occurs to the hubs, center pole or stainless steel hardware, TUUCI will replace or repair any item listed in this category at its discretion. Superficial damage, including any type of scratches or abrasions caused from contact with the moving components of the frame itself or canopy during normal operation are not eligible for warranty coverage unless the damage compromises the structural integrity of the frame.

5 Year Warranty

OCEAN MASTER™, OCEAN MASTER and PLANTATION MAX™ (Classic, Cantilever and F-1), STINGRAY SHADE SCULPTURE, connecting brackets, stainless steel fasteners, optional hardware (pulleys, auto-loc lifts, pistons and crank systems), aluminum canopy ribs, and struts. If warrantable damage occurs to the hubs, center pole or stainless steel hardware, TUUCI will replace or repair any item listed in this category at its discretion. Superficial damage, including any type of scratches or abrasions caused from contact with the moving components of the frame itself or canopy during normal operation are not eligible for warranty coverage unless the damage compromises the structural integrity of the frame.

TUUCI CABANA and LOUNGE structures, including the tubing, hub system, and fasteners. If warrantable damage occurs to the hubs, center pole, struts or stainless steel hardware, TUUCI will replace or repair any item listed in this category at its discretion. Please remove fabric canopy tops to any TUUCI CABANA or LOUNGE product for winds exceeding 35 MPH, except where product is specifically engineered and warranted for higher wind loads according to TUUCI's engineering and usage guide.

Level "C" fabric (SUNBRELLA® 9.25 oz. and other TUUCI Tuff Skin marine-grade fabric). If any fabric (SUNBRELLA® or other TUUCI Tuff Skin) Level "C" fabric is rendered unserviceable by loss of color or strength caused by UV degradation, mildew, rot or atmospheric chemicals, TUUCI will replace or repair the fabric at its discretion. Labor charges will apply to the cutting and sewing of any fabric replaced under warranty.

3 Year Warranty

BAY MASTER and VINEYARD (Classic, fiber-FLEX, ultra-FLEX and Cantilever umbrellas), BAY MASTER MAX and MISTRAL hardwood umbrellas, including the center pole, side mast, hub system, fasteners and canopy ribs. If warrantable damage occurs to the hubs, center pole, struts or stainless steel hardware, TUUCI will replace or repair any item listed in this category at its own discretion. Superficial damage, including any type of scratches or abrasions caused from contact with the moving components of the frame itself or canopy during normal operation are not eligible for warranty coverage unless the damage compromises the structural integrity of the frame.

Level "A" and "B" fabric (SUNBRELLA® 8 oz. and other TUUCI Tuff Skin furniture-grade fabric). If any fabric (SUNBRELLA® or other TUUCI Tuff Skin) Level "A" or "B" fabric is rendered unserviceable by loss of color or strength caused by UV degradation, mildew, rot or atmospheric chemicals, TUUCI will replace or repair the fabric at its discretion. Labor charges will apply to the cutting and sewing of any fabric replaced under warranty.

1 Year Warranty

Powder coat finish of aluminum frames and bases including TUUCI's exclusive aluma-TEAK finish. If any TUUCI applied finish flakes, bubbles, peels, or loses color within one (1) year from the date of purchase, TUUCI will replace or repair any paint finish damage at its own discretion.

The limited warranties outlined above cover only manufacturer defects, not damage caused by the product striking the ground or other object. The redeemable value of all warranties provided herewith shall be prorated over the life of the specific limited warranty itself. In all cases, the warranty claimant shall be responsible for all shipping and/or freight charges incurred by claimant or TUUCI as a result of a warranty claim. Warranty covers only parts and the labor to manufacture the parts for non-fabric claims. Labor for installation of parts covered under TUUCI Warranty is not included. Fabric warranties shall never include the cost of labor and any associated fabrication costs. All warranty claims must be submitted with an original proof of purchase dated from the dealer of origin, a description of damaged product, including how the damage occurred, along with photos of the damaged product. The foregoing warranties may not be assigned and are available only to the original purchaser of TUUCI products. TUUCI reserves at its sole discretion the right to repair, replace, or redesign any product that is returned as a result of a warranty claim.

ALWAYS BUY FROM AN AUTHORIZED TUUCI DEALER

TUUCI proudly sells its products through a carefully selected network of Authorized Dealers. If you purchase through one of our Authorized Dealer partners, you can be sure you are receiving the latest innovation and uncompromising quality you can expect from TUUCI. Beware of those who claim to be authorized dealers but are not in fact part of our Authorized Dealers network. Only purchases from a TUUCI Authorized Dealer will be supported by our warranty program.



efforts & affiliations

Since our business is all about enjoying the outdoors, it's no secret that we love and respect the environment. That's why we make every possible effort to minimize our footprint as we manufacture quality shade structures. In addition to our efforts to conserve energy in our factory, we have a streamlined process for recycling plastics, aluminum, steel, paper and cardboard. We understand that what we do today ultimately affects tomorrow, and we never forget that fact.

In addition to our conservation and recycling efforts, TUUCI and its employees support many environmental causes, including The Coastal Conservation Association, The Sierra Club, The Friends of Biscayne Bay, The Miami Museum of Science, The Kampong Botanical Garden, David Fairchild Botanical Gardens and The Coral Gables Garden Club.

TUUCI also supports dozens of non-profit community organizations. A few of these

organizations are: Adopt-a-Classroom, Best Buddies, Habitat for Humanity, The American Red Cross, Friends Forever Rescue, NEWH South Florida, The Coral Gables Youth Center, Beaux Arts and a number of religious and educational institutions.

Our company touches six continents and employs people from over 20 countries. As a result, we understand how small our planet really is and how important social and environmental responsibility is for all of us. TUUCI is conscious of our environmental footprint and we continue to develop sustainable and renewable business practices which will ensure a positive contribution to the health of our planet for generations to come.

Our love of the natural environment and our community directs everything that we do. Our mission in shade design connects our passions for sustainable and enjoyable lifestyles the world over.

We handcraft beautiful outdoor shade structures inspired by our life on the water in ways that are friendly to the earth. We spend our days thinking about outdoor living and that has, in effect, "greened" our way of doing business. Our mission for shade design connects our passion with sustainable and enjoyable lifestyles the world over. We are reducing our carbon footprint, one parasol at a time.

We participate in many stewardship programs. Our scrap fabric is carefully sorted and recycled into industrial products such as felt, insulation and padding. We have also begun to utilize recycled decorative fabrics on some of our latest shade designs.

We implemented an environmental sustainability program. Our program includes efforts to reduce solid waste as well as recycling of plastics, aluminum, steel, paper and cardboard for use in our products, packaging and supplies.

Our products are made with 100 percent replaceable parts. To take our environmental commitment even further, we make sure our product components are 100 percent recyclable, giving them a sustainable lifeline. As a result, we produce less landfill materials.

getting greener every day

Our wood frames are ecologically farmed and made from 100% plantation grown hardwoods which are both renewable and sustainable.

Excess packaging is recycled and we save energy and gas by packing as much as possible into fewer shipments.

TUUCI protects your skin from the sun. Our shade products provide valuable and effective sun protection by reducing exposure to harmful ultra-violet sunlight. With all components containing specialized UV inhibitors, our shade is guaranteed to last in the most demanding, sun-drenched landscapes on earth.

We care about the community and share our green story in all our endeavors, including our support of dozens of non-profit global and community organizations. Some of these organizations include Project Medishare, a project dedicated to earthquake relief efforts in Haiti, Camillus House, Shake-A-Leg, Special Olympics, Sylvester Cancer Center, The Kampong-National Tropical Botanical Garden, Paws4You Rescue, Beaux Arts and Barnacle Society just to name a few. We sponsor many local and national events providing both shade products and financial support.



contact

global headquarters

january 1998

2900 NW 35th Street
Miami, Florida, 33142

T: +1 305 634 5116

info@tuuci.com
www.tuuci.com

Established in 1998, TUUCI's global design and manufacturing campus in Miami, Florida is recognized for producing the most durable and uniquely designed shade structures on the planet. Occupying more than three acres of industrial space near Miami's International Airport, TUUCI manages all design, manufacturing, logistics, customer service and administration operations from this hub. Known for award winning designs the world over, TUUCI's roots within Miami's marine-industry are evident in every specialized product they produce.

Though TUUCI's products may be experienced in the most far-off lands from Europe to Africa, the Americas and beyond, our clients are pleased to know that our products are designed and engineered right here in Miami, Florida.



european office


june 2003

De Nedervonder 17
5061 JP Oisterwijk
The Netherlands

T: +31 13 522 0471

info@tuuci.eu
www.tuuci.com


TUUCI's European Office was established in 2003 fulfilling a need to be close to our European Customers. Our state of the art facility in Holland offers full service shade manufacturing services for Europe, the Middle East and Africa. In addition to manufacturing on-demand shade products, our European facility also stocks a wide range of finished shade products for immediate delivery and hosts a first class client services team for the EMEA market.



the journey



behind the scenes



thank you for sharing our journey





caution: may cause sudden relaxation

global mission control

2900 NW 35th Street, Miami, FL 33142 USA / 305.634.5116
info@tuuci.com

europa shade post

Nedervonder 17, 5061 JP Oisterwijk, The Netherlands / +31.13.522.0471
info@tuuci.eu

asia shade post

Singapore / +0650.3794715
info@tuuci.com



www.tuuci.com