



Contract
2018

emuamericas, llc
Seating with Style™

Your Local Representative is:

www.emuamericas.com

emuamericas, llc Wheat Ridge, CO
T: 303.733.3385 or 800.726.0368 F: 303.733.3384
www.emuamericas.com email: info@emuamericas.com

FROM SHEER GIST OF INDUSTRIAL DESIGN TO *Seating with Style*™

TRADITION

More than 60 years of manufacturing experience - "Made in Italy" at its best

CRAFTSMANSHIP & STATE OF THE ART MANUFACTURING

A 500,000 sq. ft. manufacturing facility operated by craftsmen and equipped with robotic production, e-coating and multiple finishing lines

DESIGN

Experienced and up-and-coming designers shape a collection that continually turns heads. Our designs are registered and protected worldwide.



The **Advanced Collection symbol** indicates EMU's partnership with the world's most renowned designers to create and take outdoor furniture to the next level of design

QUALITY

Well-implemented Quality Assurance Procedures and e-coating process guarantee excellent quality, durability and longevity in most environments

TESTS

In-house testing equipment and chemical analysis in conjunction with independent laboratories assure a high quality outcome and UNI & CEI standards

OUTDOORS & INDOORS, STEEL, ALUMINUM, WOOD & WICKER

Decide on the most suitable product for the environment - contact your sales representative

WARRANTY

Our 3-year limited structural, surface & finish warranty on most items for outdoor commercial seating means **no worries**. See complete warranty details at www.emuamericas.com

FREIGHT THE SIMPLE WAY

Take advantage of our **Fixed Rate Plan**, based on the shipping zone and amount purchased, or choose to ship with your preferred carrier. Our FOB point is Lebanon, PA 17042

QUICK SHIP PROGRAM

Just-In-Time manufacturing, large inventory of selected items, and consistent flow of goods into our Pennsylvania Distribution Center gives you **immediate availability** or at most short lead-times. Please refer to colored boxes under each photographed item for quick ship finish detail

WEB SITE

www.emuamericas.com includes general information on ordering, shipping and warranty, as well as large images, detailed product spec sheets, installation images for reference, installation tips, sales representative directory and much more.....

REPLACEMENT PARTS

In order to maintain & care for your product, we offer replacement parts such as chair foot caps, table hardware or touch up paint for sale.

Visit www.emuamericasparts.com to make your direct purchase.

emuamericas, llc
800.726.0368
www.emuamericas.com



PROUD MEMBERS OF:



FIND OUR PRODUCTS ON:



AutoQuotes



CONNECT WITH US:





SIDE CHAIRS



NEW



Modern #634

H30.5"xW21.5"xD23" 12 Lbs.

■ A/I ■ A/BR



BEST SELLER



Darwin #521

H30.5"xW21"xD21.5" 10.5 Lbs.

■ A/BL ■ A/CHE
■ A/WHI ■ A/MGY



Bridge #146

H32.5"xW21"xD23.5" 15.5 Lbs.

■ A/BR ■ A/BL ■ A/MGY



BEST SELLER



Star #161

H32"xW21.5"xD24" 15.5 Lbs.

■ ALU ■ A/BR ■ A/GRN
■ A/BLU ■ A/CEM



NEW



Nova #660

H31.5"xW21.5"xD22.5" 11 Lbs.

■ A/GRN ■ A/CEM ■ A/COP



Khali #338

H32"xW23.5"xD22" 13.5 Lbs.

■ ALU ■ A/I ■ A/BR ■ A/BL



BEST SELLER



Segno #263

H33"xW17.5"xD21" 17 Lbs.

■ ALU ■ A/I ■ A/BR



BEST SELLER



Ronda #111

H33.5"xW23"xD24.5" 12 Lbs.

■ ALU ■ A/I ■ A/BR ■ A/BL



79th Street Boat Basin Cafe New York, NY



Thor #655

H31.5"xW20.5"xD21.5" 14 Lbs.

■ A/I ■ A/CEM ■ A/COP



BEST SELLER

Folding

Arc en Ciel #314

H32"xW17"xD17" 10.5 Lbs.

■ ALU ■ A/I ■ A/BR
■ A/CHE ■ A/GRN



ALUMINUM FRAME

Grace #280
H30.5"xW20.5"xD20.5" 10.5 Lbs.
A/CHE



ALUMINUM FRAME

Lyze #615
H31"xW18.5"xD21.5" 9 Lbs.
A/WHI+A/TAU A/COP+A/COP



ALUMINUM FRAME

Mia #410
H30.5"xW19"xD20.5" 14 Lbs.



ALUMINUM FRAME

Yard #500
H32"xW20"xD22.5" 6 Lbs.



ALUMINUM FRAME

Shine #247
H30.5"xW19.5"xD21.5" 10.5 Lbs.



ALUMINUM FRAME

Urban #208
H32"xW20"xD21.5" 9 Lbs.



Topper #150
H34"xW22.5"xD23" 12 Lbs.
A/I



Sole #3402HD
H34.5"xW19"xD24.5" 12.5 Lbs.
A/I



Caprera #930
H34.5"xW21.5"xD21.5" 13 Lbs.
A/I



Aero #027
H30.5"xW19.5"xD19.5" 14 Lbs.

www.emuamericas.com 800.726.0368
Most chairs are stackable, stated dimensions are overall and approximate.

ARMCHAIRS

800.726.0368

www.emuamericas.com

Most chairs are stackable, stated dimensions are overall and approximate.



NEW



Modern #635

H30.5"xW23"xD23" 14 Lbs.

A/I A/BR



BEST SELLER



Darwin #522

H30.5"xW23.5"xD21.5" 12.5 Lbs.

A/BL A/CHE
A/WHI A/MGY



Bridge #147

H32.5"xW22"xD23.5" 16 Lbs.

A/BR A/BL A/MGY



BEST SELLER



Star #162

H32"xW23"xD24" 17 Lbs.

ALU A/BR
A/GRN A/BLU A/CEM



NEW



Nova #661

H31.5"xW22.5"xD22.5" 11 Lbs.

A/GRN A/CEM A/COP



Khali #339

H32"xW24"xD22" 15.5 Lbs.

ALU A/I A/BR A/BL



BEST SELLER



Segno #268

H33"xW20.5"xD21" 15 Lbs.

ALU A/I A/BR



BEST SELLER



Ronda #116

H32.5"xW22.5"xD25.5" 11.5 Lbs.

ALU A/I A/BR
A/BL CUSTOM COLORS



Zoe #653

H32"xW23"xD22" 14 Lbs.

A/I A/WHI A/COR



Cantilever #033

H31.5"xW23"xD24" 19 Lbs.

Cushion sold separately

A/WHI A/BR



Segno #267

H33"xW20.5"xD21" 14 Lbs.

A/I+TEAK A/BR+TEAK



BEST SELLER



Ronda #116HD

H32.5"xW22.5"xD25.5" 12.5 Lbs.

ALU A/I A/BR
A/BL CUSTOM COLORS



ALUMINIUM FRAME


Grace #281

H30.5"xW23"xD20.5" 11.5 Lbs.



ALUMINIUM FRAME


Lyze #616

H31"xW24.5"xD22.5" 14 Lbs.



A/WHI+A/TAU



A/COP+A/COP



ALUMINIUM FRAME

NEW

Nef #626

H32"xW25"xD23.5" 9 Lbs.


NEW

ALUMINIUM FRAME


Reef #620

H31"xW23.5"xD21" 9 Lbs.



A/WHI



A/NAV


Mia #411

H30.5"xW22.5"xD20.5" 16 Lbs.



ALUMINIUM FRAME


Yard #501

H32"xW23"xD21.5" 7 Lbs.



ALUMINIUM FRAME


Shine #248

H30.5"xW23.5"xD22.5" 12.5 Lbs.



ALUMINIUM FRAME


Urban #209

H32"xW22"xD21.5" 10 Lbs.


Topper #151

H34"xW23"xD23" 13 Lbs.



A/I


Sole #3403

H34.5"xW23"xD24.5" 14 Lbs.



A/I



Five & Dime Evanston, IL

BARSTOOLS



Modern Bar #636
H40"xW20.5"xD22.5" 15.5 Lbs.
■ A/I ■ A/BR



Darwin Bar #523
H40.5"xW19.5"xD20" 13 Lbs.
■ A/BL ■ A/CHE
■ A/WHI ■ A/MGY



Bridge Bar #148
H40.5"xW21.5"xD23.5" 19.5 Lbs.
■ A/BR ■ A/BL ■ A/MGY



Star Bar #164
H41.5"xW22"xD23.5" 18 Lbs.
■ ALU ■ A/BR
■ A/GRN ■ A/BLU ■ A/CEM



Nova Bar #662
H43.5"xW24"xD22" 14 Lbs.
■ A/GRN ■ A/CEM ■ A/COP



Khali Bar #335
H38"xW19.5"xD22" 14 Lbs.
■ ALU ■ A/I ■ A/BR ■ A/BL



Segno Bar #264
H40.5"xW19.5"xD21.5" 20 Lbs.
■ ALU ■ A/I ■ A/BR



Ronda Bar #128
H46"xW21.5"xD25" 14.5 Lbs.
■ ALU ■ A/I ■ A/BR ■ A/BL



Zoe Bar #654
H36"xW21.5"xD21" 15 Lbs.
■ A/I ■ A/WHI ■ A/COR



Thor Bar #657
H29.5"xW19"xD19" 15 Lbs.
■ A/I ■ A/BR ■ A/CEM ■ A/COP



800.726.0368
www.emuamericas.com
Most chairs are stackable; stated dimensions are overall and approximate.



ALUMINUM FRAME

Grace Bar #283
H35.5"xW21"xD20" 11 Lbs.

A/CHE



Five & Dime Evanston, IL



Mia Bar #412
H39"xW18.5"xD19.5" 18 Lbs.



ALUMINUM FRAME

Yard Bar #533
H37.5"xW20"xD20" 7.5 Lbs.



ALUMINUM FRAME

Shine Bar #253
H38"xW21.5"xD22.5" 12 Lbs.



ALUMINUM FRAME


Urban Bar #211
H41.5"xW22"xD23" 11.5 Lbs.

Most barstools are stackable, stated dimensions are overall and approximate. www.emuamericas.com 800.726.0368

Graduate Hotel Charlottesville, VA



CHS Field - Craft Beer Corner St. Paul, MN



Masterpiece Kitchen Denver, CO



Colored boxes indicate Quick Ship finish; for additional available finishes refer to our website. Some barstools are also available in counter height - please see our website for details.



Bella #1008
H34"xW18"xD21" 7.5 Lbs.
ALUM+WB#2



Rita #1011
H33"xW18.5"xD23" 7.5 Lbs.
ALUM+WB#2



Karen #1001HD
H29.5"xW18"xD21.5" 9.5 Lbs.
ALUM+TEAK



Laura #1009
H29.5"xW18"xD21.5" 9 Lbs.
ALUM+BW ALUM+RCW



Donna #1107
H33"xW22.5"xD24" 11 Lbs.
ALUM+WB#2



Rita #1111
H33"xW21.5"xD23" 9 Lbs.
ALUM+WB#2



Sofia #1103
H30.5"xW22"xD23.5" 12 Lbs.
ALUM+TEAK



Laura #1109
H30.5"xW22"xD23.5" 12 Lbs.
ALUM+BW ALUM+RCW



Rita Bar #1211
H39"xW20.5"xD20" 10 Lbs.
ALUM+WB#2



Karen Bar #1201
H41"xW16.5"xD21.5" 12 Lbs.
ALUM+TEAK



Laura Bar #1209
H41"xW16.5"xD21.5" 11Lbs.
ALUM+BW ALUM+RCW



Sid #1020

H32.5"xW18.5"xD25.5" 10 Lbs.



A/BL+GREY
NEW COLOR



NEW



Sid #1021

H32.5"xW21.5"xD25.5" 11 Lbs.



A/BL+GREY
NEW COLOR



Anna #1004

H33"xW15"xD20" 7.5 Lbs.



Abby #1007

H33"xW15"xD20" 7.5 Lbs.



Protein House Draper, UT



Sid Bar #1220

H42.5"xW18"xD23.5" 11 Lbs.



A/BL+GREY
NEW COLOR



Anna Bar #1205

H42.5"xW15.5"xD21" 9.5 Lbs.



Abby Bar #1207

H42.5"xW15.5"xD21" 9.5 Lbs.



WOB Baltimore, MD



Sid Bar #1221

H30"xW16.5"xD15" 8 Lbs.



A/BL+GREY
NEW COLOR



Anna Bar #1206

H29.5"xW15"xD15" 7 Lbs.



Café Zupas Woodbury, MN



BEST SELLER

Cambi #803, ○ 32", 26.5 Lbs.
#813, ○ 36", 31 Lbs.
#804, ○ 42", 35.5 Lbs.
#805, ○ 48", 42 Lbs.

ALU A/I A/BR A/BL



BEST SELLER

Cambi #800, □ 24", 25 Lbs.
#801, □ 32", 33 Lbs.
#802, □ 36", 37 Lbs.

ALU A/I A/BR A/BL



BEST SELLER

Cambi #834, □ 24"x32", 28 Lbs.

ALU A/I A/BR A/BL



Adobo Grill



BEST SELLER

Cambi Bar #820, ○ 32", 25 Lbs.

ALU A/I A/BR A/BL



Drink #807, □ 48"x32", 40 Lbs.
Drink #809, □ 64"x32", 51 Lbs.

ALU A/I A/BR A/BL



BEST SELLER



Cambi ADA #836, □ 48"x32", 40.5 Lbs.

ALU A/I A/BR A/BL



Forte #864, ○ 42", 40 Lbs.

ALU A/I A/BR A/BL



Forte #860, □ 24", 27.5 Lbs.
#861, □ 32", 35.5 Lbs.
#862, □ 36", 40.5 Lbs.

ALU A/I A/BR A/BL



Angelini Alimentari Los Angeles, CA

(dot) indicates umbrella hole

Colored boxes indicate Quick Ship finish; for additional available finishes refer to our website.

800.726.0368

www.emuamericas.com

Stated dimensions are overall and approximate.

SOLID TOP TABLES



Solid #847, □ 24"x32", 31 Lbs.

ALU A/I A/BR



Solid #828, ○ 32", 28.5 Lbs.
#823, ○ 36", 33.5 Lbs.

ALU A/I A/BR



Solid #829, □ 32", 35 Lbs.
#824, □ 36", 39.5 Lbs.

ALU A/I A/BR

800.726.0368

www.emuamericas.com

Stated dimensions are overall and approximate.



Star #307, □ 64"x36", 76 Lbs.

ALU A/I A/BR A/BL



Star ADA #303, □ 40", 56.5 Lbs.

ALU A/I A/BR A/BL



Solid ADA #837, □ 48"x32", 51 Lbs.

ALU A/I A/BR



Folding

Arc En Ciel #346,
○ 32", 22 Lbs.

ALU A/I A/BR
A/CHE A/GRN



Folding

Arc En Ciel #334, □ 20"x28", 18 Lbs.
#331, □ 44"x28", 36 Lbs.

ALU A/I A/BR
A/CHE A/GRN



Segno ADA #3521,
□ 38"x24", 36.5 Lbs.

ALU A/I A/BR A/BL

(dot) indicates umbrella hole

Colored boxes indicate Quick Ship finish; for additional available finishes refer to our website.



Darwin #525, □ 28", 31.5 Lbs.
#529, □ 32", 35 Lbs.

■ A/WHI ■ A/BL ■ A/BR ■ A/MGY



Darwin Bar #528, □ 28", 33.5 Lbs.

■ A/WHI ■ A/BL ■ A/BR ■ A/MGY



Lock #472K, □ 24", 44 Lbs.
#473K, □ 32", 60 Lbs.
#476K, □ 20"x28", 44.5 Lbs.

■ A/I ■ A/BR ■ A/CEM



Lock #474K,
□ 48"x32", 92 Lbs.

■ A/I ■ A/BR ■ A/CEM



Lock Bar #475KH, □ 24", 52 Lbs.
#473KH, □ 32", 68 Lbs.

■ A/I ■ A/BR ■ A/CEM



Lock Bar #474KH,
□ 48"x32", 108 Lbs.

■ A/I ■ A/BR ■ A/CEM



Bistro #900, ○ 24", 27 Lbs.
#902, ○ 32", 37 Lbs.

■ ALU ■ A/I ■ A/BR



Bistro #901, □ 30", 39 Lbs.

■ ALU ■ A/I ■ A/BR



Bistro Bar #900H, ○ 24", 29 Lbs.
#902H, ○ 32", 39 Lbs.

■ ALU ■ A/I ■ A/BR



www.emuamericas.com
800.726.0368
Stated dimensions are overall and approximate.

SOLID TOP TABLES



Tilt/Nest
ALUMINUM FRAME

Grace #286, 32", 27.5 Lbs.
#288, 28", 26 Lbs.



Tilt/Nest
ALUMINUM FRAME

Grace Bar #288H, 28", 27 Lbs.



Tilt/Nest
ALUMINUM FRAME

Yard #532, 28", 26 Lbs.
#534, 32", 26.5 Lbs.



Tilt/Nest
ALUMINUM FRAME

Yard Bar #530, 28", 28 Lbs.



ALUMINUM FRAME

Yard #505, 63"x38", 43 Lbs.
Yard Ash Top #502, 63"x38", 53 Lbs.



ALUMINUM FRAME

Yard Bar #543, 48"x28", 41 Lbs.
Yard Bar Ash Top #541, 48"x28", 49 Lbs.



ALUMINUM FRAME

Yard Bar #538, 72"x28", 53 Lbs.
Yard Bar Ash Top #537, 72"x28", 64 Lbs.



ALUMINUM FRAME

Shine HPL #256, 31", 30 Lbs.



ALUMINUM FRAME

Shine Teak #257, 31", 19.5 Lbs.



ALUMINUM FRAME

Shine Bar HPL #258, 24", 24.5 Lbs.

800.726.0368

www.emuamericas.com

Stated dimensions are overall and approximate.



ALF, Compact Laminate

Use with Zak, Zeus or Bistro Bases

- #GA0032 ○ 32" #GA2424 □ 24" #GA4832 □ 48"x32"
- #GA3232 □ 32"
- #GA3636 □ 36"



Dark Concrete
(201)



Metal Brushed
(202)



Vintage Oak
(204)



Textured Fleetwood
(205)*

*Textured Fleetwood only available in square and rectangular sizes.



TOM, Solid Natural Teak Wood Slats

Use with Zak, Zeus or Bistro Bases

- #1442 ○ 32" #1450 □ 24" #1454 □ 24"x30"
- #1443 ○ 36" #1452 □ 32" #1455 □ 48"x32"
- #1453 □ 36"



Teak
(82)



SID, Wood-Look Aluminum Slats

Use with Zak or Zeus Bases

- #1480 ○ 26" #1490 □ 26" #1494 □ 26"x30"
- #1481 ○ 30" #1491 □ 30" #1495 □ 48"x30"
- #1482 ○ 35" #1492 □ 35"



Alum+Oak
(401)



Alum+Wenge
(402)



A/BL+Grey
(400)

NEW COLOR



Dorchester Club Denver, CO



Café Mercato Denver, CO



Le District New York, NY

800.726.0368
www.emuamericas.com
Stated dimensions are overall and approximate.



Zak #1361
for 28" dia up to 36" dia tops
for 24" sq. up to 32" sq. tops
Base width: 26" 17 Lbs.

ALUM A/BL



Zak #1362
for 36" dia up to 42" dia tops
for 32" sq. up to 36" sq. tops
Base width: 30" 20 Lbs.

ALUM A/BL



Zak Bar #1364
for 28" dia up to 32" dia tops
for 24" sq. up to 28" sq. tops
Base width: 26" 18 Lbs.

ALUM A/BL



NEW

Zeus #1340
for 30" sq. tops
H29.5"xW31"xD31" 10 Lbs.

ALUM A/BL



Zeus ADA #1341
for 36" sq. tops
H29.5"xW35"xD35" 12 Lbs.

ALUM A/BL



Zak #1363
for 44"x28" tops
up to 48"x32" tops
Base size 28"x26"
21 Lbs.

ALUM A/BL



NEW

Zak Bar #1365
for 44"x28" tops
up to 48"x32" tops
Base size 28"x26"
23 Lbs.

ALUM A/BL

STEEL TABLE BASES



Bistro Dining Base #900B, #902B
#900B. S, 22 Lbs., max top size 24" dia
#902B. S, 30 Lbs., max top size 32" dia/28" sq.
#902B. L, 32 Lbs., max top size 36" dia/32" sq.

ALU A/I A/BR



Bistro Bar Base #900HB, #902HB
#900HB. S, 25 Lbs., max top size 24" dia
#902HB. S, 33 Lbs., max top size 32" dia/28" sq.

ALU A/I A/BR




Piola Washington, D.C.

800.726.0368
www.emuamericas.com
Stated dimensions are overall and approximate.



Star Bench #163
 H32"xW46.5"xD24.5" 32.5 Lbs.
 ALU A/BR A/BL




Jefferson Court Washington, DC

Segno Bench
 #158 H32"xW50.5"xD23" 58 Lbs.
 #159 H32"xW66"xD23" 71 Lbs.
 ALU A/I A/BR A/BL sold separately



NeoBarcino Bench #U304
 H31.5"xW71"xD28" 136 Lbs.
 HAMMERED GREY+NATURAL WOOD



Findlay Market Cincinnati, OH

Essen Bench #U397M
 H32"xW65.5"xD24.5" 123.5 Lbs.
 STEEL GREY



Topgolf Atlanta, GA

Valles Bench #U340B
 H18.5"xW81"xD20" 46.5 Lbs.
 SILVER



One Fourteen Shopping Center Sandy, UT

Valles Bench #U340M
 H33.5"xW81"xD30" 71.5 Lbs.
 SILVER



Colored boxes indicate Quick Ship finish; for additional available finishes refer to our website.

800.726.0368

www.emuamericas.com

Stated dimensions are overall and approximate.

Topgolf Atlanta, GA

Omega Bike Rack #U201
H27.5"xW35.5"xD4" 27.5 Lbs.

 SILVER




Dara Litter Bin w/Ashtray & Snuffer
#U694S H39.5"xW21"xD14.5" 81 Lbs. 25 Gal Capacity
#U694L H50"xW26"xD17" 114 Lbs. 51 Gal Capacity

 STEEL GREY



Doria Litter Bin
#U686
H40"xW24.5"xD24.5" 90 Lbs.

 OXIRON+SS



Clash Standup Ashtray
#UVC1
H39.5"xW6.5"xD6.5" 26 Lbs.

 GREY BROWN



Clash Wall Mount Ashtray
#UVC2
H14"xW5"xD5" 8 Lbs.

 GREY BROWN



Deployee Litter Bin
#U638
H35.5"xW19.5"xD19" 26.5 Lbs.

 BLACK+GREY

Colored boxes indicate Quick Ship finish; for additional available finishes refer to our website.

800.726.0368
www.emuamericas.com
Stated dimensions are overall and approximate.



 **Lyze Lounge #617**
H28.5"xW30"xD28.5" 17.5 Lbs.

-  A/WHI+A/TAU
-  A/COP+A/COP



Lyze Low Table #625
H15.5"xW27.5"xD27.5" 21.5 Lbs.

-  A/WHI+FCEM
-  A/COP+FCEM

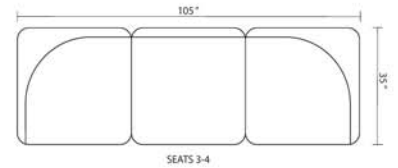
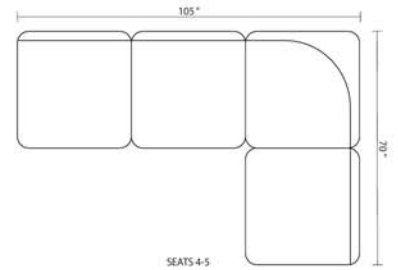
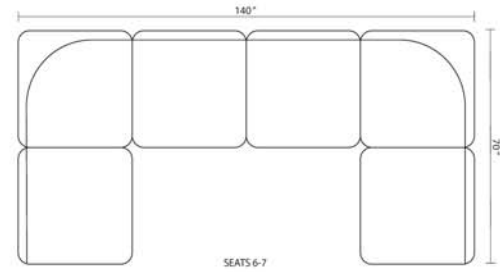


Lyze Side Table #624
H18"xW15.5"xD15.5" 10 Lbs.

-  A/WHI+FCEM
-  A/COP+FCEM



Suggested Layouts



Marcel Armless #681
H33"xW35"xD35" 56 Lbs.



Marcel Corner #682
H33"xW35"xD35" 61 Lbs.



Marcel Ottoman #680/O
H14"xW35"xD35" 43 Lbs.
Shown with Cushion



Marcel Table #680/V
H10"xW35"xD35" 78 Lbs.
Shown with Glass





Shine Lounge #249
H28.5"xW30.5"xD25.5" 15.5 Lbs.



Shine Side Table/Footrest #250
H15.5"xW23.5"xD17.5" 8.5 Lbs.



Shine Lounge Loveseat #260
H28"xW58"xD25.5" 41 Lbs.



Shine Chaise #295
H14"-38"xW30.5"xD82.5" 50.5 Lbs.

Sunshade, Armrest
and Storage Net
sold separately



Shine Teak Low Table #252
H16"xW31"xD31" 18 Lbs.



Terramare Lounge Sofa #731
H28.5"xW101"xD34" 94 Lbs.



Terramare Lounge Loveseat #730
H28.5"xW69"xD34" 68 Lbs.



Terramare Lounge #729
H28.5"xW37"xD34" 43.5 Lbs.



Terramare Side Table #735
H15.5"xW19"xD19" 7 Lbs.
Image shown with Statuario White 35 top



Terramare Low Table #737
H14"xW42.5"xD25" 18.5 Lbs.
Image shown with Statuario White 35 top



Terramare Low Table #736
H12"xW29.5"xD27.5" 14 Lbs.
Image shown with Basaltina 34 top




Image shown with Emperador 36 top

NEW



NEF COLLECTION by Patrick Norguet
ALUMINUM FRAME + SYNTHETIC ROPE



#627 image shown in A/BL+31



#627 image shown in A/WHI+32



#627 image shown in A/MGY+30



Nef Lounge #627

H34.5"xW34.5"xD33" 19.5 Lbs.

NEW



CROSS COLLECTION by Rodolfo Dordoni
E-COATED STEEL + SYNTHETIC ROPE



Cross Lounge Loveseat #422
H31.5"xW58.5"xD31" 68 Lbs.



Cross Lounge #421
H31.5"xW26"xD29.5" 38 Lbs.



Cross Low Table #423
H12"xW27.5"xD27.5" 20 Lbs.



Cross Low Table #424
H12"xW31.5"xD32" 23 Lbs.





ALUMINUM FRAME

Folding Ciak #974
H32.5"xW25"xD19.5" 13 Lbs.



ALUMINUM FRAME

Folding Ciak Footrest #975
H15"xW19"xD16.5" 6.5 Lbs.



LOUNGE LOUNGE LOUNGE LOUNGE LOUNGE LOUNGE LOUNGE LOUNGE LOUNGE LOUNGE LOUNGE LOUNGE LOUNGE LOUNGE LOUNGE



Folding

Snooze #201
H41.5"xW30"xD36" 17.5 Lbs.



Folding

Snooze Ottoman #204
H17"xW28.5"xD12.5" 7.5 Lbs.

68 300/41 60 300/43 41 300/45 68 300/41 60 300/43 41 300/45





BEST SELLER

ALUMINIUM FRAME

Holly Chaise #195
 H14.5"-40"xW31"xD79.5" 32 Lbs.
 Sunshade sold separately

ALUM+WHI A/BR+KHAKI



ALUMINIUM FRAME

Holly Side Table #196
 H17"xW17.5"xD18" 6.5 Lbs.

ALU A/BR WHI



NEW

ALUMINIUM FRAME

Holly Side Table #196H
 H20"xW17.5"xD18" 9.5 Lbs.

ALU A/BR WHI



BEST SELLER

Disco Side Table #100
 H16.5"xW16.5"xD16.5" 6 Lbs.

ALU AI A/BR



ADVANCED WEAVING

NEW

Folding Vetta #171
 H31.5"-35.5"xW30.5"xD41"-43" 17 Lbs.

LUXOR COLLECTION by Chiaramonte / Marin
ALUMINUM FRAME + ALL WEATHER WICKER



Luxor Armchair #6540
H28"xW34"xD33.5" 44 Lbs.

A/BR+WM#43



Luxor Sofa #6541
H28"xW77"xD33.5" 79 Lbs.


A/BR+WM#43



Luxor Table/Ottoman #6549
H16.5"xW34"xD34" 32 Lbs.
glass or cushion add-on suggested

A/BR+WM#43

Masterpiece Kitchen Denver, CO



Luxor Loveseat #6542
H28"xW55.5"xD33.5" 64 Lbs.

A/BR+WM#43

Graduate Hotel Charlottesville, VA



Luxor Table/Ottoman #6548
H12.5"xW40"xD24" 22.5 Lbs.
glass or cushion add-on suggested

A/BR+WM#43



Umbrella base sold separately

#980
6.5' Square Aluminum Umbrella
W6.5' H7'11" 15 Lbs.



BLACK 5808 CIRCUS RED 5877 KHAKI 5822

Quick Ship



Umbrella base sold separately

#986
8.5' Hexagon Aluminum Umbrella
W8.5' H7'10" 19 Lbs.



BLACK 5808 CIRCUS RED 5877 KHAKI 5822

Quick Ship

#980, #986 features

- All repairable construction, stainless steel hardware
- Anodized Aluminum pole, ribs, struts, hubs and finial 1.5" Diameter one piece center pole
- Simple to open via manual lift, self locking
- O'Bravia Awning commercial grade canopy, 100% recyclable, 100% solution-dyed polyester
- Single Wind Vent in canopy included
- Pocket-less canopy attachment



#923
24" Dia, 55 Lbs.
Holds up to dia. 2" pole, H14.5"
Suitable for umbrella used in a table.
■ A/I ■ A/BR ■ A/BL



#927
24" Sq, 65 Lbs.
Holds up to dia. 2" pole, H15"
Suitable for umbrella used in a table.
■ ALU ■ A/BL



#925
24" Dia, double stacked, 105 Lbs.
Holds up to dia. 2" pole, H15"
Suitable for a standalone umbrella.
■ A/I ■ A/BR ■ A/BL



#928
24" Sq, 85 Lbs.
Holds up to dia. 2" pole, H15"
Suitable for umbrella used in a table.
■ GRANITE

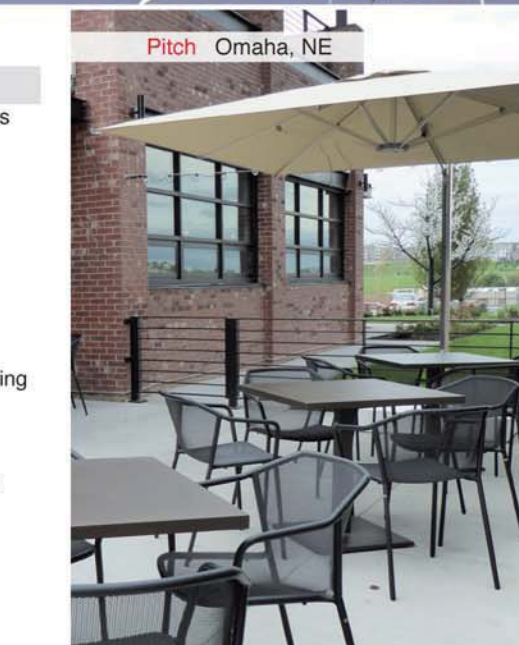
An umbrella base of adequate weight is always required to secure an umbrella, even when used in an umbrella table.



St. Stephen's Tower Lynn, MA



Frederik Meijer Sculpture Garden Grand Rapids, MI



Taste Bar & Café Myrray, UT

Pitch Omaha, NE

#981 features

- All repairable construction with stainless steel hardware
- Anodized Aluminum pole, ribs, struts, hubs and finial cap
- 5 1/2" dia side post with manual crank
- O'Bravia Awning commercial grade canopy, 100% recyclable, 100% solution-dyed polyester
- Single Wind Vent in canopy included
- Pocket-less canopy attachment
- 360 degree / 12 position rotational locking on the base
- Two canopy tilt positions
- 540 Lbs base included, white metal cover over 8 granite plates
- Base may be bolted to the ground (hardware not included)
- Canopy cover for storage included
- Assembly required

#981

10' Square Cantilever Umbrella with Base
W10' H9'2" 600 Lbs.




KHAKI 5822

Quick Ship

Umbrella base included.

Regular maintenance is required, view website for full details.



Metal Finishes


View our website for items available in Quick Ship or Special Order Finishes.



Select your own color: Our Ronda Armchairs are available for custom powder coating. Choose your color at www.tigerdrylack.com



Steel Meshes




on Khali, Drink, Forte on Ronda, Nova, Disco, Cambi on Sole on Topper on Antonietta on Darwin on Modern

Textilene



Elastic Straps



EMU Wood



Wood Look Aluminum



Eco-Leather



Ceramic / Porcelain



Synthetic Ropes



All-Weather Wicker



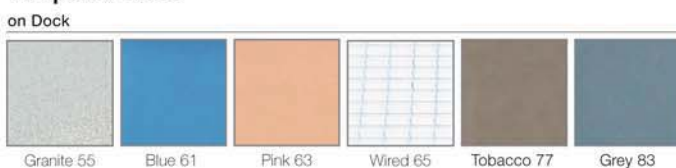
Synthetic Wicker w/ steel core




Cushions



Tempered Glass



HPL



Fiber Cement



Printed colors cannot be guaranteed for accuracy

MAINTENANCE and CARE: As with any equipment, proper and periodic maintenance is necessary to ensure longevity of the product and customer satisfaction. Full maintenance and care instructions for each product can be found on our website at www.emuamericas.com. To ensure you get the most out of your investment, please follow our recommended maintenance and care instructions. We recommend that the products be examined every 30 days. Items requiring adjustments, showing any sign of structural failure, that have missing hardware or that show any cracks at the welds should be taken out of service immediately until repaired. Loose screws should be tightened as required and missing or worn out foot caps must be replaced. Replacement parts may be ordered at www.emuamericasparts.com. Furniture should be handled with care. When chairs are stacked, the stack should not be dragged. Stackable chairs should not be dropped or slammed down when being un-stacked. People should not rock backwards or stand on any emuamericas' item. For storage, all furniture should be stored neatly, stacked to suggested height, and packed in a clean and dry area. Tables should not be stacked. Cushions that are stored for longer periods of time should be stored in a dry ventilated area. **NOTE:** Product failure caused by a lack of reasonable and necessary care and maintenance is not covered under warranty. Warranty may be voided if proper maintenance or care is not followed.



Contract

© 2018 emuamericas



emuamericas, llc

Office & Showroom: 4465 Kipling St, Suite 201, Wheat Ridge CO 80033

T: 303.733.3385 or 800.726.0368 F: 303.733.3384

www.emuamericas.com email: info@emuamericas.com

Scan this code
with your smartphone
to connect with us
on new products
and specials



For most current product information and additional images, please view www.emuamericas.com